

# LOGISTICS + TRANSPORTATION

Photo courtesy of America's Central Port, Madison County, Illinois.

**Midwest Hub /** The Ameren service area is perfectly situated for distribution in the central US, with access to a vast network of transportation infrastructure, a large labor force, and a low cost of doing business.

Throughout greater St. Louis, eastern Missouri, and central and southern Illinois, Ameren communities provide strategic and least-cost advantages to firms shipping raw materials, manufactured products, and consumer goods to global and domestic markets.



FOR MORE INFORMATION, CONTACT THE AMEREN ECONOMIC DEVELOPMENT TEAM

 800.981.9409  [eddept@ameren.com](mailto:eddept@ameren.com)  
 [www.ameren.com /ecdev](http://www.ameren.com/ecdev)

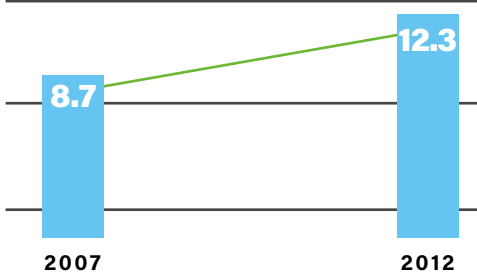
# MID-GLOBAL.

Manufacturers and distributors have access to world-wide markets via integrated, efficient transport systems. Diverse transport modes in the Ameren service territory include:

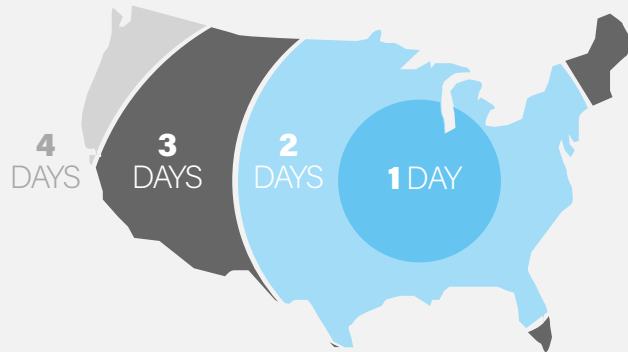
- All 7 US/Canadian Class 1 Railroads
- 18 Intermodal Connections
- Inland waterways to ocean-going ports via Mississippi, Missouri, Illinois, Ohio Rivers
- 8 Foreign Trade Zones
- Commercial and cargo airports
- 6 Interstate corridors (I-70, I-44, I-55, I-80, I-57, I-64, I-24)

**TRAINING-UP.** ST. LOUIS RAIL TRAFFIC HAS INCREASED 40% IN FIVE YEARS.

ST. LOUIS RAIL TRAFFIC (MILLIONS OF TONS)



AMEREN COMMUNITIES CAN ACCESS 72 MILLION PEOPLE WITH AN 8-HOUR DRIVE.

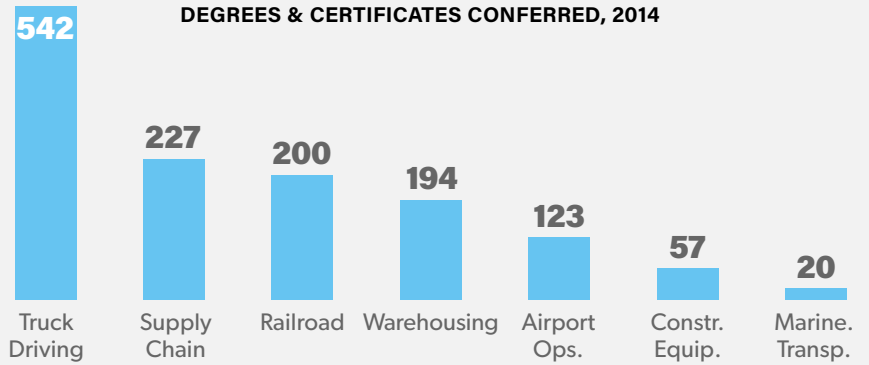


DRIVING TIME

**READY TO WORK.** The Ameren area has a large, ready workforce to support the Logistics & Distribution industry. With over 100,000 transportation workers, some of the fastest growing distribution metros in the US, and thousands of new tech graduates each year, the Ameren area is primed for Logistics expansion.

1,400 STUDENTS GRADUATE EACH YEAR FROM METROS IN THE GREATER AMEREN AREA IN KEY TECHNICAL FIELDS FOR DISTRIBUTORS.

DEGREES & CERTIFICATES CONFERRED, 2014



THE AMEREN AREA INCLUDES SOME OF THE FASTEST GROWING METROS IN THE TRANSPORTATION & LOGISTICS INDUSTRIES.

EMPLOYMENT GROWTH % 2013 - 2014

