

019010008 -- Champaign Co.  
Champaign/IP Town Gas  
SR / Tech Reports

Illinois Environmental Protection Agency  
Bureau of Land  
Remedial Project Management Section  
1021 North Grand Avenue East  
P.O. Box 19276  
Springfield, Illinois 62794-9276

FOR ILLINOIS EPA USE:  
LOG NO. \_\_\_\_\_

**Site Remediation Program Form (DRM-2)**  
**(To Be Submitted with all Plans and Reports)**

**I. Site Identification:**

Site Name: <u>Champaign Former Manufactured Gas Plant Site</u>			
Street Address: <u>308 N. Fifth Street</u>		P.O. Box: _____	
City: <u>Champaign</u>	State: <u>IL</u>	Zip: <u>61826</u>	Phone: _____
Illinois Inventory I. D. Number: <u>0190100008</u>		IEMA Incident Number: _____	

**II. Remediation Applicant:**

Applicant's Name: <u>Brian Martin</u>		Company: <u>AmerenIP</u>	
Street Address: <u>1901 Chouteau Avenue</u>		P.O. Box: <u>66149</u>	
City: <u>St. Louis</u>	State: <u>MO</u>	ZIP Code: <u>63166-6149</u>	Phone: <u>314-554-2233</u>
I hereby request that the Illinois EPA review and evaluate the attached project documents in accordance with the terms and conditions of the Environmental Protection Act (415 ILCS 5), implementing regulations, and the review and evaluation services agreement.			
Remediation Applicant's Signature: <u>Brian H. Martin</u>		Date: <u>12/11/08</u>	

**III. Contact Person:**

Contact's Name: <u>Derek D. Ingram</u>	Contact's Name: _____
Company: <u>PSC Industrial Outsourcing, LP</u>	Company: _____
Street Address: <u>210 West Sand Bank Road</u>	Street Address: _____
P.O. Box: _____	P.O. Box: _____
City: <u>Columbia</u> State: <u>IL</u> ZIP Code: <u>62236</u>	City: _____ State: _____ ZIP Code: _____
Phone: <u>618-281-7173</u>	Phone: _____

**IV. Review & Evaluation Licensed Professional Engineer or Geologist ("RELPEG"), if applicable:**

RELPEG's Name: _____	Company: _____
Street Address: _____	P.O. Box: _____
City: _____ State: _____ ZIP Code: _____	Phone: _____
Registration Number: _____	License Expiration Date: _____

All information submitted is available to the public except when specifically designated by the Remediation Applicant to be treated confidentially as a trade secret or secret process in accordance with the Illinois Compiled Statutes, Section 7(a) of the Environmental Protection Act, applicable Rules and Regulations of the Illinois Pollution Control Board and applicable Illinois EPA rules and guidelines. The Illinois EPA is authorized to require this information under Sections 415 ILCS 5/58 - 58.12 of the Environmental Protection Act and regulations promulgated thereunder. Disclosure of this information is required as a condition of participation in the Site Remediation Program. Failure to do so may prevent this form from being processed and could result in your plan(s) or report(s) being rejected. This form has been approved by the Forms Management Center.

RELEASEABLE RECEIVED

**V. Project Documents Being Submitted:**

Document Title: Remedial Objectives Report Date of Preparation of Plan or Report: 12/5/2008  
 Prepared by: PSC Industrial Outsourcing, LP Prepared for: AmerenIP  
 Type of Document Submitted:  
 Site Investigation Report - Comprehensive  
 Site Investigation Report - Focused  
 Remediation Objectives Report-Tier 1or 2  
 Remediation Objectives Report-Tier 3  
 Remedial Action Plan  
 Remedial Action Completion Report  
 Sampling Plan  
 Health and Safety Plan  
 Community Relations Plan  
 Risk Assessment  
 Contaminant Fate & Transport Modeling  
 Other: \_\_\_\_\_

Document Title: Remedial Action Plan Date of Preparation of Plan or Report: 12/11/ 2008  
 Prepared by: PSC Industrial Outsourcing, LP Prepared for: AmerenIP  
 Type of Document Submitted:  
 Site Investigation Report - Comprehensive  
 Site Investigation Report - Focused  
 Remediation Objectives Report-Tier 1or 2  
 Remediation Objectives Report-Tier 3  
 Remedial Action Plan  
 Remedial Action Completion Report  
 Sampling Plan  
 Health and Safety Plan  
 Community Relations Plan  
 Risk Assessment  
 Contaminant Fate & Transport Modeling  
 Other: \_\_\_\_\_

**VI. Professional Engineer's or Geologist's Seal or Stamp:**

I attest that all site investigations or remedial activities that are the subject of this plan(s) or report(s) were performed under my direction, and this document and all attachments were prepared under my direction or reviewed by me, and to the best of my knowledge and belief, the work described in the plan and report has been designed or completed in accordance with the Illinois Environmental Protection Act (415 ILCS 5), 35 Ill. Adm. Code 740, and generally accepted engineering practices or principles of professional geology, and the information presented is accurate and complete.

Engineer or Geologist Name: Derek D. Ingram


Company: PSC Industrial Outsourcing, LP

Phone: 618-281-1568

Registration Number: 62-051578

Signature: 

License Expiration Date: 11/30/09



Note: The authority of a Licensed Professional Geologist to certify documents submitted to the Illinois Environmental Protection Agency for review and evaluation pursuant to Title XVII of the Environmental Protection Act is limited to Site Investigation Reports (415 ILCS 58.7(f), as amended by P.A. 92-0735, effective July 25, 2002). A Licensed Professional Geologist cannot certify Remediation Objectives Reports, Remedial Action Plans or Remedial Action Completion Reports.

**Remedial Objectives Report  
Former Manufactured Gas Plant  
Champaign, Illinois  
State ID 0190100008**

December 5, 2008

Prepared for:

**AMEREN SERVICES**

St. Louis, Missouri



Columbia, Illinois



# **Remedial Objectives Report Former Manufactured Gas Plant Champaign, Illinois**

December 5, 2008

Prepared for:

**AMEREN SERVICES  
ST. LOUIS, MISSOURI**

**PSC INDUSTRIAL OUTSOURCING, LP**  
210 West Sand Bank Road  
Columbia, Illinois 62236-0230

Project 62403053

## Executive Summary

AmerenIP is submitting this Remediation Objectives Report (ROR) for the Former Champaign Manufactured Gas Plant (MGP) site located at 308 North 5<sup>th</sup> Street in Champaign, Illinois. Site investigation activities have been performed and the results presented in the *Comprehensive Site Investigation Report, For AmerenIP Champaign, Illinois Former Manufactured Gas Plant, State ID 0190100008* (CSIR) dated December 2007 and the *Off-Site Investigation Report, Former Manufactured Gas Plant, Champaign Illinois, State ID 0190100008* (OSIR) dated August 22, 2008. Subsurface impact indicative of MGP operations was identified encompassing the entire remediation site. The subsurface impact has been delineated for the constituents of concern listed on Table ES-1.

Twenty-six constituents of concern (COC) in soil and twenty COC in groundwater have been identified. This ROR presents an evaluation of the COCs and describes the proposed exposure pathway exclusions. Ameren has elected to use a combination of soil excavation and disposal, in-situ chemical oxidation, and institutional controls to address the site impact. The remedial approach will be presented in the Remedial Action Plan (RAP). Additionally, AmerenIP has established project remediation objectives (ROs) that reflect the use of the most stringent Tier 1 ROs outlined in Illinois Administrative Code (IAC) Section 742. Tier 2 or Tier 3 evaluations may be performed following the above mentioned remediation activities as a method to address site residuals.

Upon implementation of the methods for pathway exclusion that are outlined in this ROR and in an accompanying RAP, Ameren intends to meet the requirements for a NFR letter for the remediation site.

## TABLE OF CONTENTS

Page

### EXECUTIVE SUMMARY

<b>1</b>	<b>INTRODUCTION.....</b>	<b>1</b>
<b>2</b>	<b>SITE DESCRIPTION.....</b>	<b>2</b>
2.1	Site Information .....	2
2.2	Site History .....	2
2.3	Subsurface Geology .....	3
2.3.1	Surficial Fill Layer .....	3
2.3.2	Weathered Till Unit.....	3
2.3.3	Unweathered Till Unit.....	3
2.3.4	Lower Silty Sand Unit.....	4
2.4	Hydrogeologic Conditions .....	4
2.4.1	Shallow Groundwater System.....	4
2.4.2	Intermediate Groundwater System.....	4
2.4.3	Deep Groundwater System .....	5
2.5	Recognized Environmental Conditions .....	5
2.5.1	Former Tar Wells .....	6
2.5.2	Former Tar Separator .....	6
2.5.3	Former Purifiers .....	6
2.5.4	Former Gas Holder Tank GH-1 .....	6
2.5.5	Former Gas Holder Tank GH-2 .....	6
2.5.6	Former Gas Holder Tank GH-3 .....	7
2.5.7	Former Oil And Diesel Storage Tanks.....	7
2.5.8	North Property Line .....	7
2.5.9	East Property Line and Former Gas Experiment Station .....	7
2.5.10	Vacated Hill Street Right-of-Way.....	8
<b>3</b>	<b>IDENTIFICATION OF CONSTITUENTS OF CONCERN.....</b>	<b>9</b>
3.1	Tier 1 Evaluation.....	9
3.2	Screening Results Summary .....	9
3.2.1	Volatile Organic Compounds.....	9
3.2.2	Semivolatile Organic Compounds and Polycyclic Aromatic Hydrocarbons ....	10
3.2.3	Inorganic Constituents .....	10
3.2.3.1	Metals.....	10
3.2.3.2	Cyanide .....	11
3.2.3.3	Polychlorinated Biphenyls .....	11
3.2.3.4	Pesticides.....	11
3.3	Criteria for Contaminant Source and Free Product.....	11
3.3.1	Soil Saturation Limits .....	11
3.3.2	Soil Attenuation Capacity .....	12
3.3.3	Reactivity .....	12
3.3.4	Soil pH .....	12

## TABLE OF CONTENTS

	<u>Page</u>
3.3.5 Characteristics of Toxicity for Hazardous Waste .....	12
3.3.6 Polychlorinated Biphenyls in Soil.....	13
<b>4 DETAILED PATHWAY EVALUATION FOR REMEDIATION OBJECTIVES ..</b>	<b>14</b>
4.1 Soil Ingestion Exposure Pathway .....	14
4.1.1 Residential Property Use Scenarios .....	14
4.1.2 Industrial/Commercial Property Use Scenarios .....	14
4.1.3 Construction Worker Scenarios .....	15
4.2 Soil Inhalation Exposure Pathway .....	15
4.2.1 Residential Property Use Scenarios .....	15
4.2.2 Industrial/Commercial Property Use Scenarios .....	15
4.2.3 Construction Worker Scenarios .....	16
4.3 Indoor Inhalation Exposure Pathway .....	16
4.4 Soil Component to Groundwater Ingestion Exposure Pathway .....	16
4.5 Groundwater Ingestion Pathway.....	16
<b>5 TIER 2 AND TIER 3 EVALUATIONS .....</b>	<b>18</b>
<b>6 PROPOSED PATHWAY EXCLUSIONS.....</b>	<b>19</b>
6.1 Soil Ingestion Exposure Pathway .....	19
6.2 Soil Inhalation Exposure Pathway .....	19
6.3 Indoor Inhalation Exposure Pathway.....	19
6.4 Soil Component to Groundwater Exposure Pathway .....	20
6.5 Groundwater Ingestion Exposure Pathway.....	20
6.6 Addressing Source Material.....	20
<b>7 PROJECT REMEDIATION OBJECTIVES AND REMEDIAL MEASURES .....</b>	<b>21</b>
7.1 Project Remediation Objectives for Soil.....	21
7.2 Project Remediation Objectives for Source Material .....	21
7.3 Project Remediation Objectives for Groundwater .....	21
7.4 Soil Removal.....	22
7.5 In-Situ Chemical Oxidation .....	22
7.6 Engineered Barriers .....	22
7.7 On-Site Institutional Controls .....	22
7.8 Groundwater Prohibition Ordinance.....	22
7.9 Highway Authority Agreements .....	23
7.10 Technical and Practical Feasibility .....	23
<b>8 SUMMARY AND CONCLUSIONS .....</b>	<b>24</b>
<b>9 ILLINOIS LICENSED PROFESSIONAL ENGINEER REVIEW.....</b>	<b>25</b>

## REFERENCES

Remedial Objectives Report  
Former Manufactured Gas Plant  
Champaign, Illinois

## TABLE OF CONTENTS

---

Page

**LIST OF TABLES**

**LIST OF FIGURES**

Remedial Objectives Report  
Former Manufactured Gas Plant  
Champaign, Illinois

Prepared For: AmerenIP  
Prepared by: PSC Industrial Outsourcing, LP

December 5, 2008



# 1 INTRODUCTION

---

PSC Industrial Outsourcing, LP has prepared this Remedial Objectives Report (ROR) on behalf of AmerenIP, for the former Manufactured Gas Plant (MGP) located in Champaign, Illinois (Figure 1-1). This ROR is being submitted in accordance with Title 35 of the Illinois Administrative Code (IAC) Section 740.445 to establish the remedial objectives for the remediation site and illustrate how the recognized environmental conditions (RECs) will be addressed for the former MGP site. The RECs and subsurface impact exceeding Tier 1 Remediation Objectives (ROs) identified during site investigation activities and were presented in the *Comprehensive Site Investigation Report, For AmerenIP Champaign, Illinois Former Manufactured Gas Plant, State ID 0190100008* (CSIR) dated December 2007 and the *Off-Site Investigation Report, Former Manufactured Gas Plant, Champaign Illinois, State ID 0190100008* (OSIR) dated August 22, 2008.

The former MGP facility was located at 308 North Fifth Street (formerly 502 East Hill Street), Champaign, Illinois. The remediation site is currently owned by AmerenIP and is enrolled in the Illinois Environmental Protection Agency's (IEPA) Site Remediation Program (SRP) under state ID 0190100008. During the investigation activities limited impact was identified on some neighboring properties as well as portions of Fifth and Sixth Streets and an active railroad right of way. Investigation activities and approaches for addressing the impact on the properties not owned by AmerenIP are addressed in separate RORs and RAPs. Figure 1-2 identifies the extent of the remediation site covered by this report, and the area for which AmerenIP will request a No Further Remediation (NFR) letter.

Impact was identified during the site investigation activities that exceed Tier 1 ROs. All soil impact above the most stringent Tier 1 ROs located within the top 10 feet of ground surface will be addressed through soil removal and disposal. AmerenIP will then perform in-situ chemical oxidation to remediate impact greater than the site remediation objectives. The methods and approaches to be used for meeting requirements for a NFR letter are discussed in this document as well as the accompanying RAP.

## **2 SITE DESCRIPTION**

---

The following sections provide a brief description of the remediation site. A full description of the remediation site, the regional setting, and the operational history and historical use of the properties as required under Section 740.435(b)(2) is in the CSIR dated December 2007.

### **2.1 Site Information**

The Site is located within the city limits of Champaign, Illinois in Champaign County in the northeast quarter of the southwest quarter of Section 7, Township 19 North, Range 9 East of the Third Principal Meridian. The Site address is 308 North Fifth Street (formerly 502 East Hill Street), Champaign, Illinois. The property is currently vacant, secured by a chain-link fence, and owned by AmerenIP. Figure 1-1 illustrates the approximate location of the Site. The general area around the Site consists of both residential and commercial properties. Figure 1-2 depicts the remediation site boundaries and the layout of the surrounding properties.

A single active track railroad right-of-way (Norfolk-Southern) borders the Site to the north and several residential properties are located north of the railroad right-of-way. The Sixth Street right-of-way is adjacent to the east of the Site; however, Sixth Street is closed between the railroad right-of-way and the alley south of the Site. Other property east of the vacated Sixth Street right-of-way is commercial. Residential properties to the south are separated from the Site by the chain link fence and an active alley. North Fifth Street borders the Site to the west and separates the Site from residential properties to the west. At one time, Hill Street approximately bisected the Site in the east-west direction; but the street has been vacated and is now part of the Site owned by AmerenIP.

### **2.2 Site History**

The following information relative to MGP history is summarized from Sanborn Fire Insurance Maps (Sanborn Maps), Brown's Directory of American Gas Companies (Brown's Directories), AmerenIP files, and other historical documents.

Historical information relative to the Site indicates that gas was manufactured on the Site as early as 1869 and continued through 1933 (i.e. at least 64 years). Gas was produced by coal carbonization, oil gasification, and carbureted water gas methods during various periods of operation. After operations ceased in 1932 or 1933, the plant was maintained for stand-by production purposes until about 1955. Plant facilities were demolished, with the exception of the booster house, between 1955 and 1960. Although the property remained vacant, Illinois Power, a predecessor of AmerenIP, maintained ownership of the property until 1979 when it was sold to the American Legion. Illinois Power repurchased the property from the American Legion in 1991 after preliminary environmental investigations indicated the presence of MGP related impacts at the Site.

Past site features identified through historical documents are depicted on Figure 2-1. The former gas plant and associated buildings, three tar wells, two gas holders (GH-1 and GH-2),

and two oil tanks were located on the northern portion of the site. The former booster house, a third gas holder (GH-3), three purifiers, and seven oil tanks were located on the southern portion of the site.

## **2.3 Subsurface Geology**

The subsurface geology has been characterized using the methods described in Section 2 of the CSIR. The general subsurface geology for the remediation site consists of:

- Surficial fill material;
- Weathered till unit;
- Unweathered till unit; and
- Lower silty sand unit of the Glasford Formation.

A brief description of the geologic units are provided below. More detailed geologic descriptions for each of the properties of the remediation site are presented in Section 2.6 of the CSIR.

### **2.3.1 Surficial Fill Layer**

The surficial fill layer is typically 3 to 4 feet thick and covers the entire Site. The fill consists of gravelly silt and sand, with cinders, bricks and debris. Much of the fill was placed on the Site after demolition of the MGP facilities was completed. Some topsoil encountered may have been classified as fill material based on a dark organic appearance which resembles the known fill on Site. Topsoil was also placed over portions of the Site where CSI test pits were excavated. The fill is thickest in an isolated area along the northern portion of the Site near the railroad tracks.

### **2.3.2 Weathered Till Unit**

The first natural subsurface material encountered is a weathered till unit. The unit is continuous beneath the study area and is believed to be part of the Batestown Till Member of the Wisconsin Wedron Formation. The Weathered Till Unit was contacted at various depths beneath the study area. The unit averages 10 to 15 feet thick beneath the Site.

The Weathered Till Unit is comprised of brown to gray silty clay with some oxidation evident along clay fractures. MGP residual staining is present along some of these fractures. Numerous minor sand and silty sand layers were encountered; however, the sand layers are laterally discontinuous. Residual impacts are frequently associated with sandy and silty layers. The distinction between the weathered and unweathered till units was often difficult to distinguish.

### **2.3.3 Unweathered Till Unit**

The Unweathered Till Unit is also believed to be part of the Batestown Till Member of the Wisconsin Wedron Formation. The unit is generally differentiated from the Weathered Till Unit by the gray color and lack of weathering along fractures. The Unweathered Till

was encountered at depths ranging from 9 to 20.5 feet bgs. Sand and gravel layers were also encountered within the Unweathered Till Unit; however, these layers were not laterally continuous beneath the Site.

### **2.3.4 Lower Silty Sand Unit**

Three deep boreholes drilled during the Phase II investigation encountered thick sand, silty sand, and gravel units at depths below 100 feet. These deeper deposits are believed to be the upper units of the Illinoian Glasford Formation. The actual contact between Wedron and Glasford was not delineated due to the similarities between the units and the rotary wash drilling method used in the deeper boreholes.

## **2.4 Hydrogeologic Conditions**

The following sections provide a brief description of the groundwater bearing units and the groundwater flow conditions at the remediation site.

### **2.4.1 Shallow Groundwater System**

The shallow groundwater system at the Site is an unconfined water-bearing zone with the saturation depth (water table) found in the surficial fill layer or the uppermost till unit and is currently monitored by eighteen wells. Groundwater in the shallow system beneath most of the study area generally flows in a north/northwest direction with a somewhat radial pattern from the site. The configuration of the shallow water table in September 2008 is shown on Figure 2-2. Depth to the shallow groundwater system typically ranges from 3 to 10 feet bgs. Additional groundwater data from previous events is presented in the CSIR dated December 2007.

Groundwater flow gradients differ considerably between the southern and northern parts of the Site. The shallow groundwater system near the southern edge of the Site has a hydraulic gradient of about 0.08 foot per foot. The groundwater flow rate is about 7.5 feet/year based on an averaged observed hydraulic conductivity of  $9.1 \times 10^{-5}$  cm/sec from the slug tests performed in wells UMW-104 and UMW-106. Groundwater velocity could be as high as 30 feet/year using an effective porosity of 25 percent. The shallow groundwater system for the remainder of the Site has a hydraulic gradient of about 0.01 foot per foot. The resulting groundwater flow rate is about 0.33 foot/year based on an average hydraulic conductivity of  $3.2 \times 10^{-5}$  cm/sec from the slug tests performed in wells UMW-102 and UMW-108. Groundwater velocity could be as high as 1.3 feet/year using an effective porosity of 25 percent. Calculation methods were presented in the RI report (Burlington, 1994).

### **2.4.2 Intermediate Groundwater System**

Eight groundwater monitoring wells were installed at a depth of forty-five feet bgs during the 2008 off-site investigation to encounter an intermediate sand unit. Wells were cased to a depth of approximately 29.5 feet bgs with a screened interval of 35.0 to 45.0 feet bgs. One well was installed off-site to the north and west; three wells were installed off-site to the south, one well was installed off-site to the southeast, and one well was installed off-site to

the east. An additional well was installed on-site in the former Hill Street right-of-way. Water levels taken in September 2008 ranged from 26.0 to 28.0 feet bgs. The configuration of the intermediate water table in September 2008 is shown on Figure 2-3. Groundwater generally flows in a southeast direction.

Slug testing was performed in four of the eight intermediate wells (UMW-301, UMW-302, UMW-303, and UMW-304) during the off-site investigations. The horizontal hydraulic conductivity values ranged from  $2.80 \times 10^{-2}$  centimeters per second to  $8.63 \times 10^{-2}$  centimeters per second. The mean hydraulic conductivity calculated using data from the four wells was  $4.85 \times 10^{-2}$  centimeters per second, or 137.5 feet per day. Hydraulic conductivity calculations were presented in the OSIR.

### **2.4.3 Deep Groundwater System**

The deepest groundwater system that has been monitored at the Site is a sand and gravel zone within the Lower Glasford Formation beginning at a depth of about 151 feet bgs to a depth greater than 177 feet bgs. The sand and gravel layers encountered in this zone were much thicker and laterally continuous than the silty sand and sand units encountered in the weathered and unweathered till units. The water levels for the three wells screened in this zone stabilized at depths of approximately 120 feet bgs. The regional gradient is to the west-southwest.

The three deep wells installed during the Phase II Site Investigation were plugged and abandoned in 1999. During the period between 1992 and 1998 when these wells were being monitored, no impacts were detected. Since there is a downward gradient from the shallow groundwater unit to the deeper aquifer, these wells were plugged to prevent them from acting as a potential conduit from shallow impacted soils to the deeper aquifer.

## **2.5 Recognized Environmental Conditions**

Historical information relative to the Site indicates that gas was manufactured on the Site as early as 1869 and continued through 1933 (i.e. at least 64 years). Gas was produced by coal carbonization, oil gasification, and carbureted water gas methods during various periods of operation. After operations ceased in 1932 or 1933, the plant was maintained for stand-by production purposes until about 1955. Plant facilities were demolished, with the exception of the booster house, between 1955 and 1960. Although the property remained vacant, AmerenIP maintained ownership of the property until 1979 when it was sold to the American Legion. AmerenIP repurchased the property from the American Legion in 1991 after preliminary environmental investigations indicated the presence of MGP related impacts at the Site. Additional historical information for the former MGP was presented in the CSIR dated December 2007.

Based on historical data and observations during previous activities, RECs were identified and the 2004 CSI activities were completed to define those conditions. Figure 2-1 illustrates approximate locations of historical MGP structures on the Site. The following sections discuss environmental conditions that exist at the Site as determined during CSI activities.

### **2.5.1 Former Tar Wells**

Three tar wells (TW1, TW2, and TW3) have been identified at the Site. TW1 and TW2 had diameters measuring approximately 10.7 feet. TW1 was covered with a brick and concrete lid approximately 8-inches thick that was supported by rails. Above the lid was a concrete foundation 12-inches thick containing metal rebar. The tops of TW1 and TW2 were located approximately 2 feet bgs, and their bottoms were located at approximately 10 feet bgs. The walls and floors were constructed of brick and mortar. Tar well TW3 had a diameter measuring 19.3 feet wide, and a depth measuring 10 feet bgs. The walls were constructed of brick and mortar and the bottom was constructed of 6-inches of concrete. The environmental impacts from these tar wells would have been from releases through the sides and bottom. The material from each of the three tar wells was removed in 1997; therefore, these structures no longer serve as a source for continued release.

### **2.5.2 Former Tar Separator**

One tar separator was previously identified at the Site. The dimensions of the separator were approximately 10 feet in diameter with depths of 6 to 10.5 feet bgs. The walls and base were constructed of concrete with interior wooden baffles. The upper 2 feet contained clean fill material with the remainder of the backfill saturated with fluid tar. The valve box was located east of the separator and was approximately 9 feet wide on each side with brick walls extending to 5 feet bgs. The floor of the separator consisted of only native clay till material. Environmental impacts related to this structure could have been from releases of source material through the base of the separator, the valve box, or from piping. The contents of the separator were removed in 1997; therefore, this structure no longer serves as a source for further releases.

### **2.5.3 Former Purifiers**

Three concrete purifier pads were previously identified at the Site. Purifier waste consisted mainly of wood shavings, coal, and cinders. Releases from purifiers would primarily have been cyanide and other inorganic constituents. The contents and pad structures have been removed; therefore, they no longer serve as a source for further release.

### **2.5.4 Former Gas Holder Tank GH-1**

Gas holder tank GH-1 was constructed prior to 1869 and was converted to a tar well in 1924. This below ground structure contained a significant quantity of source material and was the primary focus of the IRM removal actions in 1997. The prior release of MGP related material could have occurred through the base or sidewalls of the structure or from underground piping going into the structure. The contents of GH-1 were removed in 1997; thus mitigating further releases to the subsurface.

### **2.5.5 Former Gas Holder Tank GH-2**

Gas holder tank GH-2 was constructed prior to 1902 and was the focus of CSI test pit and boring activity. Based on the Site history and the period of operation, this gas holder tank

may have been used as a relief holder during part of the operation. Evidence from the 2004 CSI appears to indicate that this former gas holder was a belowground structure, with confirmed presence of the structures including walls, valve pit, and piping. No solid bottom was encountered. CSI soil sample analytical results indicate significant levels of MGP impacts within the GH-2 gas holder tank. This structure will be a primary focus during remedial activities.

### **2.5.6 Former Gas Holder Tank GH-3**

Gas holder tank GH-3 was constructed between 1909 and 1915. Historical photographs indicate that the tank was constructed above grade on a concrete slab. The foundation slab and both inlet and outlet valve pits were located during CSI activities. The bottom of the valve pits are about 8.5 feet bgs and both pits contained some tar-like liquid.

### **2.5.7 Former Oil And Diesel Storage Tanks**

Seven above grade oil and diesel storage tanks were located along the southwest property line from the early 1920s until plant demolition in the 1950s. In addition, other oil storage tanks on the northern portion of the property were used at various times during the operation of the MGP. Environmental impacts from these structures could be related to piping and accidental spillage and would most likely have been either surface or shallow subsurface releases. The decommissioning and removal of these structures in the late 1950s has served to eliminate any continued releases from the former aboveground tanks. The CSI analytical results confirmed the presence of some minor impacts near the southwest property fence-line.

### **2.5.8 North Property Line**

The northern AmerenIP property line extends from Sixth Street just north of vacated Hill Street northeast along the railway to the alley, and continues west along the alley to Fifth Street. No MGP activities occurred north of the railroad tracks; however, impact appears to have migrated to that area. CSI test pit and boring activities focused on locating an environmental pathway from the Site MGP operations to the north side of the railroad tracks. Impact was observed north of the railroad right-of-way during the 2008 off-site investigation activities; however, no potential point source was identified. Impact along the northern property line within the remediation site boundary will be addressed through excavation and disposal.

### **2.5.9 East Property Line and Former Gas Experiment Station**

The eastern property line extends from the railway south along the western right-of-way of Sixth Street to the active alley. MGP-related impact was identified in a monitoring well located in the vacated Sixth Street right-of-way east of the AmerenIP property. Historical MGP activities did not occur in this area; however, the “Gas Experiment Station of the University of Illinois” was located near the northeast corner of the AmerenIP property and MGP impact appears to have migrated into the vacated Sixth Street right-of-way. In addition, a sixteen-inch diameter gas main is known to exist within the vacated Sixth Street

right-of-way. The gas main was used for the distribution of gas and is not believed to contain tar, but it will be further investigated during the Remedial Action.

#### **2.5.10 Vacated Hill Street Right-of-Way**

Although no actual MGP operations activities occurred in the Hill Street right-of-way, gas mains were located within the right-of-way and piping between various operations was buried under the street. Due to impacts identified during CSI activities in borings and test pits located within the right-of-way, Hill Street is identified as a REC. Impacts observed within the right-of-way could be from piping, incidental spillage, or migration from other MGP structures and operations.



## **3 IDENTIFICATION OF CONSTITUENTS OF CONCERN**

---

This section presents the Tier 1 screening results for the site. An evaluation was performed by comparing the analytical soil and groundwater results from the CSI and the Off-Site Investigation to the Tier 1 ROs set forth in IAC Section 742. From the comparison, a site-specific list of constituents of concern (COCs) was identified. Table 3-1 presents a list of COCs identified at the remediation site. Any constituent that exceeded the Tier 1 ROs in any sample was defined as a site-specific COC. The following sections discuss the COCs in detail.

### **3.1 Tier 1 Evaluation**

The analytical results from soil and groundwater samples were compared to the Tier 1 ROs set forth in IAC Section 742 for all potential exposure pathways and all property use scenarios. Table 3-2 provides a summary of all COCs for the remediation site by pathways, property use scenarios, and soil horizons. There are thirty-one COCs that have been identified for the remediation site.

Figure 3-1 illustrates the locations of soil borings and test pits that are included in this report.

### **3.2 Screening Results Summary**

Results of the Tier 1 screening are discussed in the following subsections based on compound or compound group. All laboratory analytical results for soil and groundwater samples are summarized in Tables 3-3 through 3-18.

#### **3.2.1 Volatile Organic Compounds**

A total of one hundred fifty (150) soil samples collected on site were analyzed for the four BTEX constituents (benzene, toluene, ethylbenzene, and xylene) as these constituents are typically associated with MGP-related impact. Analytical results for BTEX from the CSIR and OSIR are presented in Tables 3-3 through 3-5. Seventeen soil samples were also analyzed for a full list of volatile organic compounds (VOCs). Analytical results for VOCs are presented in Tables 3-6 through 3-8. Through a Tier 1 comparison, all four BTEX constituents, acetone, methylene chloride, and styrene were identified as COCs. All four BTEX constituents are COCs for the soil inhalation and soil component to groundwater ingestion exposure pathways. Benzene is the only BTEX constituent identified as a COC for the soil ingestion pathway. Acetone, methylene chloride, and styrene are COCs for the soil component to groundwater ingestion pathway. Styrene is a COC for the indoor and outdoor inhalation exposure pathway from one location, B-507. Although acetone and methylene chloride have been identified, these constituents are not typically associated with MGP operations.

Figures 3-2 through 3-4 illustrate Tier 1 Exceedances of BTEX constituents in soil by depth interval.

Benzene, ethylbenzene, and toluene were also identified as COC for groundwater. Samples collected from wells UMW-107, UMW-110, and UMW-114, and UMW-115 have contained benzene concentrations exceeding Class I groundwater standards in quarterly sampling events since 2004. Ethylbenzene has also been identified in well UMW-114 in quarterly sampling events. Toluene concentrations exceeding the Class I groundwater standard were identified in well UMW-101 during Phase II activities; however, UMW-101 has since been abandoned. Toluene has been detected in monitoring wells UMW-107, UMW-110, UMW-114, and UMW-115 in previous sampling events; however the concentrations did not exceed the Class I groundwater standard. Groundwater analytical results for VOCs from the September 2008 sampling event are shown on Table 3-9. Analytical results from previous sampling events were presented in the CSIR.

### **3.2.2 Semivolatile Organic Compounds and Polycyclic Aromatic Hydrocarbons**

One hundred fifty (150) soil samples were analyzed for polycyclic aromatic hydrocarbons (PAHs), and twenty-one soil samples were analyzed for a full list of semivolatile organic compounds (SVOCs). Twelve PAH constituents were identified as COCs. The twelve constituents are: acenaphthene, acenaphthylene, benzo(a)anthracene, benzo(a)pyrene, benzo(b)fluoranthene, benzo(k)fluoranthene, chrysene, dibenzo(a,h)anthracene, fluorene, indeno(1,2,3,cd)pyrene, naphthalene, and phenanthrene. Soil analytical results for PAHs are presented on Tables 3-3 through 3-5.

Two SVOCs, dibenzofuran and 2-methylnaphthalene, were also identified as COCs onsite. Dibenzofuran is a COC for the soil ingestion and soil component to groundwater ingestion exposure pathways and 2-methylnaphthalene is a COC for the indoor inhalation and soil component to groundwater ingestion exposure pathways. Analytical results for SVOCs are presented in Tables 3-10 through 3-12. Although dibenzofuran has been identified, this constituent is not typically associated with MGP operations.

Thirteen SVOCs have been identified as COC for groundwater. The July 2004 groundwater sampling event identified acenaphthylene, acenaphthene, and fluorene in four samples; naphthalene in three samples; anthracene, fluoranthene, phenanthrene and pyrene in two samples; and benzo(a)anthracene in one sample. The 2008 sampling events (May, September) identified only benzo(a)anthracene, naphthalene and 2-methylnaphthalene above Class I groundwater standards. Groundwater analytical results for SVOCs for the September 2008 sampling event are presented on Table 3-13.

### **3.2.3 Inorganic Constituents**

Soil samples were analyzed for thirteen metals and cyanide. The following subsections present a summary of the inorganic COCs that were identified for the Site. Inorganic COC were identified only in the 0 to 3 foot depth interval at the locations illustrated on Figure 3-5.

#### **3.2.3.1 Metals**

Arsenic, chromium, and lead were identified as COCs in surface soils. Arsenic and lead are COCs for the soil ingestion and soil component to groundwater ingestion exposure pathways.

Remedial Objectives Report  
Former Manufactured Gas Plant  
Champaign, Illinois

Chromium is a COC for the soil component to groundwater ingestion exposure pathway only. Analytical results for metals and cyanide are presented in Tables 3-14 through 3-16. Exceedances of Tier 1 ROs for metals were only identified in the 0 to 3 foot depth interval.

Four metals (iron, lead, manganese, and nickel) have been identified to exceed the Class I groundwater standard. The groundwater sampling results for metals and cyanide for the September 2008 sampling event are included in Table 3-17.

### **3.2.3.2 Cyanide**

Cyanide concentrations were identified in surface soil that exceed Tier 1 ROs for the soil to groundwater exposure pathway and the soil ingestion exposure pathway. Cyanide was only identified as a COC for the 0 to 3 foot depth interval. The Tier 1 ROs are based upon the potential for exposure to amenable cyanide.

Cyanide was also identified as a COC in groundwater. Concentrations in eight monitoring wells exceed the Class I Groundwater Standard for cyanide. The eight wells are UMW-104, UMW-106, UMW-107, UMW-110, UMW-113, UMW-114, UMW-115, and UMW-121.

### **3.2.3.3 Polychlorinated Biphenyls**

Table 3-17 presents the analytical results for groundwater samples analyzed for PCBs during the September 2008 sampling event. No PCBs were identified above method detection limits.

### **3.2.3.4 Pesticides**

Groundwater samples were also analyzed for pesticides during the September 2008 sampling event, as presented in Table 3-18. No pesticides were identified above Class I Groundwater Standards.

## **3.3 Criteria for Contaminant Source and Free Product**

IAC Sections 742.215, 742.220, and 742.305 require an evaluation of the potential contaminant sources and free product in soil. The following sections provide a summary of the evaluation.

### **3.3.1 Soil Saturation Limits**

The COCs that have melting points less than 30° C were compared to the tabulated soil saturation limits listed in IAC Section 742; Appendix A; Table A. The only COCs with a melting point less than 30° C are the four BTEX compounds. All detected BTEX results were compared to the soil saturation limits. Table 3-19 presents a summary of the results for COCs that exceed the soil saturation limits. Ethylbenzene concentrations at boring B-514 exceed the soil saturation limit of 400 mg/kg. Two locations, B-506 and B-507, had toluene concentrations that exceed the soil saturation limit of 650 mg/kg. Xylene concentrations exceed the soil saturation limit of 320 mg/kg at three locations: B-506, B-507, and B-514.

### **3.3.2 Soil Attenuation Capacity**

IAC Section 742.215 requires determination of soil attenuation capacity by evaluation of natural organic carbon fraction data, TPH data and/or total organic carbon concentration (OCC). During 1996 twelve soil samples were collected from four probeholes completed onsite and were analyzed for total organic carbon using Method 415.1. Probeholes were located near the four corners of the AmerenIP property. Three samples were collected from each location; one sample from the surface soil, one from the 3 to 10 foot interval, and one from below 10 feet. Table 3-20 presents analytical results for total organic carbon (TOC) adjusted as per IAC Section 742.215(b).

Table 3-20 also presents information on soil type for the various depth intervals. All samples collected from the one foot interval were described as fill material containing coal, cinders, etc.; therefore the default value of 6,000 mg/kg was used to evaluate potential source materials from the surface soil interval (i.e. 0-3'). The default value of 2,000 mg/kg was used to evaluate potential source materials below one meter.

TPH results and total organic carbon concentration for CSI samples were compared to these TOC values. Table 3-21 presents a summary of those samples and includes location, depth, and TPH results. Based on the results presented in Table 3-21, potential source materials are present on the site at depths ranging from 4 feet to 24 feet bgs. These samples tend to represent the central and north central area of the AmerenIP property. Potential source material was identified at ten locations.

### **3.3.3 Reactivity**

Selected soil samples collected from locations within the impacted area were analyzed for reactive cyanide and sulfide. The soil samples results were compared to the requirements set within IAC Section 721.123. No exceedances were identified.

### **3.3.4 Soil pH**

Soil pH analyses were performed at boring locations representative of Site conditions. The calculated average site pH level is 7.5 as reported in the CSIR. The soil sample results were compared to the range in IAC Section 742.305(d). The reported pH levels are within the requirements specified in IAC Section 742.305(d).

### **3.3.5 Characteristics of Toxicity for Hazardous Waste**

Pursuant to 40 CFR Part 261 and the Federal Register (Volume 67, Number 49 for Wednesday, March 13, 2002) and IAC Section 721.124(a), toxicity characteristic leaching procedure (TCLP) does not apply for characterizing former MGP waste as hazardous; therefore, no TCLP analyses were completed during the CSI.

### **3.3.6 Polychlorinated Biphenyls in Soil**

No historical evidence suggests or indicates that an electrical substation was present or that equipment or materials were stored at this site that would potentially contain polychlorinated biphenyls (PCBs). Additionally, groundwater samples collected and analyzed during 2008 did not detect PCBs in groundwater beneath the site.

## **4 DETAILED PATHWAY EVALUATION FOR REMEDIATION OBJECTIVES**

---

This section discusses each of the exposure pathways presented in IAC Section 742 and corresponding property use scenarios. A summary is provided discussing which soil pathways and property use scenarios have potential exposure concerns. A concern applies to any constituent that exceeds a Tier 1 RO for any potential exposure pathway and property use scenario.

### **4.1 Soil Ingestion Exposure Pathway**

Exceedances for the soil ingestion exposure pathway were identified at locations covering the extent of the remediation Site. The most significant levels of impact are present within the former Hill Street right-of-way in areas of underground piping and on the northern portion of the Site in the proximity of the former gas holders and tar structures. Exceedances of the soil ingestion exposure pathway are present in surface soils (0 to 3 ft bgs), shallow subsurface soils (3 to 10 ft bgs), and deep subsurface soils (greater than 10 ft bgs).

Table 3-2 presents the COCs by constituent type, depth, and potential exposure pathway. Figures 6-2 through 6-10 of the CSIR illustrate the constituents, concentrations, and depth intervals of Tier 1 Exceedances by potential exposure pathway.

#### **4.1.1 Residential Property Use Scenarios**

Eleven SVOCs (nine PAHs, dibenzofuran, 2-methylnaphthalene), and benzene have been identified as COC that exceed the Tier 1 ROs for the soil ingestion exposure pathway for residential property use scenarios. All eleven SVOCs and benzene were detected above the Tier 1 RO for deep subsurface soils. Benzene, the only BTEX constituent identified as a COC for the soil ingestion pathway for residential property use, was identified at eighteen locations.

Arsenic, cyanide, and lead have also been identified as COC for the soil ingestion pathway. Exceedances are present in surface soils. Arsenic exceedances were identified at five locations on the northern portion of the Site (Hill Street north to Site boundary) and five locations in the southwestern portion of the Site. Lead was identified in one location on the northern portion of the property in the vicinity of gas holder GH-2, and in four locations in the southwest corner of the Site in the former oil tank area. Cyanide was identified at only two locations in the southwest corner of the Site.

#### **4.1.2 Industrial/Commercial Property Use Scenarios**

Six PAH constituents and benzene have been identified as COCs that exceed the Tier 1 RO for the soil ingestion exposure pathway for industrial/commercial property use scenarios. Exceedances of all six PAH constituents are present in shallow subsurface soils. Exceedances of five of the six PAH constituents are present in deep subsurface soils.

Benzene, the only VOC that exceeds the Tier 1 RO for soil ingestion, is present at three locations: B-506, B-507, and B-514. The exceedances are all located in deep subsurface soils (greater than 10 feet bgs). B-506 is located in the central portion of the site within the former Hill Street right-of-way. B-507 is located just east of two former tar structures in the center portion of the Site. B-514 is located in an area north of the booster house that contained underground piping.

Arsenic and lead were also identified as COC for the soil ingestion exposure pathway in surface soils. Arsenic Tier 1 RO exceedances were detected in soil samples from ten locations; eight on the northern portion of the site near the former gas holders and tar wells, and two in the southwestern corner of the Site near the former oil tanks. Lead exceedances were identified at only two locations in the southwest corner of the Site.

#### **4.1.3 Construction Worker Scenarios**

Six PAHs have been identified as COC that exceed the Tier 1 RO for the soil ingestion pathway for construction worker exposure. The six PAHs are benzo(a)anthracene, benzo(a)pyrene, benzo(b)fluoranthene, dibenzo(a,h)anthracene, dibenzofuran, and naphthalene. Exceedances of all six PAH constituents are present in deep subsurface soils. Two constituents (benzo(a)pyrene and dibenzo(a,h)anthracene) are present in shallow subsurface soils, and one constituent (benzo(a)pyrene) is present in surface soils.

Lead was also identified as a COC for the soil ingestion pathway for construction worker scenarios. Exceedances of the Tier 1 RO for lead were found in two locations in the southwest corner of the Site in surface soils.

## **4.2 Soil Inhalation Exposure Pathway**

The following sections briefly discuss the inhalation exposure pathways by property use scenario for the AmerenIP property.

### **4.2.1 Residential Property Use Scenarios**

Benzene, ethylbenzene, toluene, naphthalene, and xylene have been identified to exceed the Tier 1 ROs for the soil inhalation exposure pathway for residential property use in deep subsurface soils. Benzene and naphthalene are the only two COC present in surface and shallow subsurface soils. Exceedances are present on the northern portion of the property in the former main area of operations, and on the southern portion of the property adjacent to former gas holder GH-3.

No other constituents were identified as COC for the inhalation exposure pathway for residential property use.

### **4.2.2 Industrial/Commercial Property Use Scenarios**

All four BTEX constituents and naphthalene have been identified to exceed the Tier 1 RO for the soil inhalation exposure pathway for industrial/commercial property use scenarios.

Remedial Objectives Report  
Former Manufactured Gas Plant  
Champaign, Illinois

BTEX and naphthalene exceedances are present in deep subsurface soils. Benzene and naphthalene are the only two COC identified in surface and shallow subsurface soils. Exceedances are present mainly on the northern portion of the Site and in one location (B-513) in the southwest corner of the site. The exceedance at B-513 was present in surface soils only.

No other constituents were identified as COC for inhalation for industrial/commercial property use scenarios.

#### **4.2.3 Construction Worker Scenarios**

All four BTEX constituents, naphthalene, and styrene have been identified as COC for the soil inhalation pathway for construction worker exposure. Tier 1 RO exceedances are present in all three depth intervals, with all six COC present in deep subsurface soils. Exceedances are located mainly on the northern portion of the Site, with two locations (UTB-21 and B-818) to the south of gas holder GH-3 on the southern Site boundary. Mercury was also identified as a COC in surface soils in multiple boring locations; however, it is not typically associated with MGP operations.

### **4.3 Indoor Inhalation Exposure Pathway**

All four BTEX constituents, naphthalene, styrene, and 2-methylnaphthalene were identified as COC for the indoor inhalation exposure pathway for residential and industrial/commercial property use scenarios. Exceedances were identified at multiple locations across the remediation site.

### **4.4 Soil Component to Groundwater Ingestion Exposure Pathway**

Eight VOCs, fourteen SVOCs, and four inorganic constituents have been identified as COC that exceed the Tier 1 ROs for the soil component to groundwater ingestion pathway. The impact extends across the entire remediation site in all depth intervals, with the most significant impact in deep subsurface soils. Constituents are identified in Table 3-2.

### **4.5 Groundwater Ingestion Pathway**

Groundwater samples were collected from twenty-six monitoring wells on and around the Site in September, 2008. Samples were analyzed for VOCs, SVOCs, metals, PCBs, and pesticides. The analytical results are presented in Tables 3-9, 3-13, 3-17, and 3-18.

Benzene and ethylbenzene were the only VOCs to exceed Class I groundwater standards. Benzene exceedances were identified at six well locations: UMW-107, UMW-110, UMW-114, UMW-115, UMW-302, and UMW-304. Ethylbenzene exceedances were identified only in well UMW-114. Toluene concentrations exceeding the Class I groundwater standard were identified in well UMW-101 during Phase II activities; however, UMW-101 has since been abandoned. Toluene has been detected in monitoring wells UMW-107, UMW-110, UMW-114, and UMW-115 in previous sampling events; however the concentrations did not



exceed the Class I groundwater standard. Groundwater analytical results for VOCs are presented on Table 3-9.

Thirteen SVOCs have been identified as COC for groundwater. The 2008 sampling events (May, September) identified only benzo(a)anthracene, naphthalene and 2-methylnaphthalene above Class I groundwater standards. The July 2004 sampling event identified acenaphthylene, acenaphthene, and fluorene in four samples; naphthalene in three samples; anthracene, flouranthene, phenanthrene and pyrene in two samples; and benzo(a)anthracene in one sample. Groundwater analytical results for SVOCs for the September 2008 sampling event are presented on Table 3-13.

Four metals (iron, lead, manganese, nickel) and cyanide were identified as COC for groundwater. Iron concentrations exceed Class I groundwater standards in samples collected from five wells (UMW-107, UMW-110, UMW-113, UMW-114, and UMW-115). Nickel was identified at two locations, UMW-109 and UMW-116. Manganese exceedances were identified in samples from eleven wells, and cyanide exceedances were identified in samples from eight well locations. Groundwater analytical results for metals are presented on Table 3-17.

No PCBs or pesticides were identified as COC for groundwater. Groundwater analytical results for PCBs are presented on Table 3-17, and analytical results for pesticides are on Table 3-18.

Figure 4-1 illustrates the locations of the groundwater monitoring wells and the constituents that exceeded Tier 1 ROs for the most recent sampling event.

## **5 TIER 2 AND TIER 3 EVALUATIONS**

---

Any soil impact greater than 10 feet below ground surface that exceeds project ROs following remedial actions will be evaluated using Tier 2 ROs. As permitted in IAC Sections 742.600 and 742.900, site-specific input parameters will be used to establish Tier 2 ROs. The Tier 2 evaluation will be utilized to estimate the potential downgradient migration of impact. If downgradient migration is determined, the potentially affected property owners will be notified.

## **6 PROPOSED PATHWAY EXCLUSIONS**

---

Impact is present on the AmerenIP property that exceeds Tier 1 ROs for the soil ingestion, the soil inhalation, indoor inhalation, the soil component to groundwater ingestion, and the groundwater ingestion exposure pathways. The impact exceeds the ROs for residential property use, industrial/commercial property use, and construction worker scenarios. The following section provides a description of how the COCs for each exposure route will be addressed in order to meet the requirements for a NFR letter.

### **6.1 Soil Ingestion Exposure Pathway**

All soil impact above the most stringent Tier 1 ROs discussed in Section 7.1 within the top 10 feet of ground surface will be addressed through soil removal and disposal. AmerenIP will then perform in-situ chemical oxidation to remediate impact deeper than 10 feet bgs that also exceeds the site remediation objectives. A Class V Injection Well Inventory Form will be submitted to the IEPA prior to the in-situ chemical oxidation activities. It is anticipated that the in-situ chemical oxidation will either completely address the impact or significantly reduce impact levels. If impact above the project ROs remains after completion of removal activities and in-situ chemical oxidation, AmerenIP will use the 10 feet of clean back fill material as an engineered barrier to exclude this pathway. A full description and discussion of the excavation areas and the in-situ chemical oxidation method will be provided in the RAP.

### **6.2 Soil Inhalation Exposure Pathway**

All soil impact above the most stringent Tier 1 ROs discussed in Section 7.1 within the top 10 feet of ground surface will be addressed through soil removal and disposal. AmerenIP will then perform in-situ chemical oxidation to remediate impact deeper than 10 feet bgs that also exceeds the site remediation objectives. A Class V Injection Well Inventory Form will be submitted to the IEPA prior to the in-situ chemical oxidation activities. It is anticipated that the in-situ chemical oxidation will either completely address the impact or significantly reduce impact levels. If impact above the project ROs remains after completion of removal activities and in-situ chemical oxidation, AmerenIP will use the 10 feet of clean back fill material as an engineered barrier to exclude this pathway. A full description and discussion of the excavation areas and the in-situ chemical oxidation method will be provided in the RAP.

### **6.3 Indoor Inhalation Exposure Pathway**

All soil impact above the most stringent Tier 1 ROs discussed in Section 7.1 within the top 10 feet of ground surface will be addressed through soil removal and disposal. AmerenIP will then perform in-situ chemical oxidation to remediate impact deeper than 10 feet bgs that also exceeds the site remediation objectives. A Class V Injection Well Inventory Form will be submitted to the IEPA prior to the in-situ chemical oxidation activities. It is anticipated that the in-situ chemical oxidation will either completely address the impact or significantly

reduce impact levels. If impact above the project ROs remains after completion of removal activities and in-situ chemical oxidation, AmerenIP will use the 10 feet of clean back fill material as an engineered barrier to exclude this pathway. A full description and discussion of the excavation areas and the in-situ chemical oxidation method will be provided in the RAP.

#### **6.4 Soil Component to Groundwater Exposure Pathway**

All impacted soil present at the remediation site that remains (following remedial actions) at concentrations above the Tier 1 RO for the soil component to groundwater ingestion will be addressed through Tier 2 evaluations, the use of an institutional control in the form of the groundwater ordinance, and notification(s) to the downgradient property owners.

#### **6.5 Groundwater Ingestion Exposure Pathway**

All impacted groundwater above the Tier 1 ROs will be addressed through Tier 2 evaluations, the use of an institutional control in the form of the groundwater ordinance, and notification(s) to the downgradient property owners.

#### **6.6 Addressing Source Material**

In areas where source material is present, the soil will be addressed using excavation and disposal or by in-situ chemical treatment. A Class V Injection Well Inventory Form will be submitted to the IEPA prior to the in-situ chemical oxidation activities. No source material will remain on the remediation site.

## **7 PROJECT REMEDIATION OBJECTIVES AND REMEDIAL MEASURES**

---

AmerenIP has elected to remove or treat impacted soil on the remediation site to the most stringent Tier 1 ROs outlined in IAC Section 742 for any property use scenario or to the IEPA accepted background levels for metropolitan statistical areas except as follows:

- The City of Champaign is currently working on a groundwater use prohibition ordinance that will be acceptable to the IEPA. AmerenIP will not remediate any soil that exceeds a Tier 1 RO for the soil component to groundwater ingestion but is also less than a Tier 1 RO for all remaining exposure pathways and property use scenarios.
- Groundwater impact will not be addressed. The City of Champaign is currently working on a groundwater ordinance that prohibits the use of groundwater and will be acceptable to the IEPA. AmerenIP will use the ordinance as an institutional control that prevents the exposure to groundwater. AmerenIP will provide notification to potentially affected downgradient property owners. This will be based on Tier 2 ROs calculated after remedial actions have been completed utilizing post-remedial groundwater data.

### **7.1 Project Remediation Objectives for Soil**

AmerenIP intends to perform remedial actions to address all soil impact that exceeds a Tier 1 RO for soil ingestion or soil inhalation for any property use scenario. AmerenIP will also incorporate the accepted background values for selected PAHs as permitted in IAC Section 742. To establish site remediation objectives, all Tier 1 ROs for soil inhalation and ingestion for all property use scenarios were tabulated. The more stringent of the ROs were selected as the project ROs. The project ROs are summarized in Table 7-1. These project ROs will be used as the objectives for the remedial actions.

### **7.2 Project Remediation Objectives for Source Material**

Potential source material is present on site as discussed in Sections 3.3.2 and 6.6 of this document. AmerenIP intends to remove the material to the maximum extent practicable as stated in IAC 742.320(b). As previously stated in this report, all impact within the top 10 feet of ground surface will be addressed through soil removal and disposal; however, if source material is present below ten feet it will be excavated to the extent achievable by the excavation equipment. If source material remains after the maximum excavation depth is reached, in-situ chemical oxidation will be performed.

### **7.3 Project Remediation Objectives for Groundwater**

Constituents are present in soil at concentrations that exceed the Tier 1 ROs for the soil component to groundwater ingestion. Constituents are also present in groundwater at

concentration exceeding Tier 1 ROs and groundwater quality standards. This potential exposure pathway will be excluded through the use of the Champaign groundwater use ordinance that prohibits the use of groundwater and the installation of potable water wells within the city limits. Tier 2 evaluations will be performed (following remedial actions) that estimate the potential downgradient migration of impact. If off-site migration is determined, the potentially affected property owners will then be identified. After receipt of the Comprehensive NFR letter, AmerenIP will notify the potentially affected parties of the possible presence or future presence of groundwater impact to their properties. The use of the Champaign ordinance should effectively exclude soil component to groundwater ingestion and the groundwater ingestion exposure pathways.

## **7.4 Soil Removal**

All impacted soil above project ROs within the top 10 feet of ground surface will be removed, transported to a licensed disposal facility, and properly disposed. The excavated areas will be backfilled with clean fill from an off-site source. The details of the removal depths and areas are outlined in the RAP presented in conjunction with this ROR.

## **7.5 In-Situ Chemical Oxidation**

Impacted soil above project ROs below 10 feet of ground surface will be addressed through chemical oxidation. Soil will be remediated to project ROs outlined in Section 7.1. A Class V Injection Well Inventory Form will be submitted to the IEPA prior to the in-situ chemical oxidation activities. The details of the in-situ chemical oxidation process are outlined in the RAP.

## **7.6 Engineered Barriers**

Subsurface impact will be remediated to the project ROs outlined in Section 7.1 and listed in Table 7-1. Any soil impact greater than 10 feet bgs that remains in place and exceeds a site RO will be excluded through the use of an engineered barrier. The barrier will consist of at least 10 feet of clean soil from an off-site source.

## **7.7 On-Site Institutional Controls**

Subsurface impact will be remediated to the project ROs outlined in Section 7.1 and listed in Table 7-1. Remediation to these ROs will require the use of institutional controls that restrict use of the property and prohibit use of the groundwater underlying the property. Any soil that remains in place that is excluded through the use of the engineered barrier will require an institutional control stating that the barrier must be maintained.

## **7.8 Groundwater Prohibition Ordinance**

Constituents are present in soil at concentrations that exceed the Tier 1 ROs for the soil component to groundwater ingestion. Constituents are also present in groundwater at

concentrations exceeding Tier 1 ROs and groundwater quality standards. This potential exposure pathway will be excluded through the use of the Champaign groundwater use ordinance that prohibits the use of groundwater and the installation of potable water wells within the city limits. Tier 2 evaluations will be performed following remedial actions that estimate the potential downgradient migration of impact. After off-site migration is estimated, the potentially affected property owners will then be identified. After receipt of the Comprehensive NFR letter, AmerenIP will notify the potentially affected parties of the possible presence or future presence of groundwater impact to their properties. The use of the Champaign ordinance should effectively exclude soil component to groundwater ingestion and the groundwater ingestion exposure pathways.

## **7.9 Highway Authority Agreements**

Subsurface impact will be remediated to the project ROs outlined in Section 7.1. Remediation to these ROs will not require the use of HAAs.

## **7.10 Technical and Practical Feasibility**

The selected approaches for addressing the soil and groundwater impact at the remediation site are both technically and practically feasible. Soil remediation through excavation/disposal and in-situ chemical oxidation are accepted methods and can readily achieve the remediation objectives of addressing impact to the most stringent ROs.

## **8 SUMMARY AND CONCLUSIONS**

---

Subsurface soil and groundwater impact is present on the AmerenIP property located at 308 North 5<sup>th</sup> Street in Champaign, Illinois. The remediation site is depicted in Figure 1-2.

Subsurface soil and groundwater impact will be addressed to meet the requirements for No Further Remediation as outlined in IAC Section 742. The project ROs established are the most stringent Tier 1 ROs for any property use scenario or IEPA accepted background levels for metropolitan statistical areas as outlined in IAC Section 742. All impact within the top 10 feet of ground surface that exceeds project ROs will be removed and properly disposed. Areas containing source material will be excavated to the maximum extent achievable by the excavation equipment. In-situ chemical oxidation will be used to address impact deeper than 10 feet. If required, an engineered barrier in the form of 10 feet of clean soil will be used to exclude the ingestion and/or inhalation pathways. Tier 2 evaluations will be calculated for the soil and compared to groundwater and groundwater ingestion pathways following remedial actions. The Tier 2 evaluations will be performed to identify the projected downgradient migration in groundwater and potentially affected property owners. An IEPA approved groundwater ordinance will be used to exclude the groundwater ingestion pathway.

The implementation of the proposed remedial actions in conjunction with necessary barriers and controls will exclude all potential exposure pathways. AmerenIP will have met the requirements for a comprehensive NFR letter for this remediation site.



## **9 ILLINOIS LICENSED PROFESSIONAL ENGINEER REVIEW**

---

For those portions of the work performed before my involvement:

I have reviewed documentation of the prior investigation activities and believe the documentation is suitable for compliance with 35 Ill. Adm. Code 740.

For those portions of the work performed during my involvement:

I attest that all site investigation activities performed during my involvement were performed with my input and direction and that this document and all attachments were prepared under my direction or reviewed by me; and, to the best of my knowledge and belief, the work described in this report has been completed in accordance with 35 Ill. Adm. Code 740, developed in conjunction with the use of accepted engineering standards, and the information presented is accurate and complete.

Signature: \_\_\_\_\_

Derek D. Ingram, P.E.  
Licensed Professional Engineer

Date: \_\_\_\_\_

License No.: \_\_\_\_\_

License Expiration Date: \_\_\_\_\_

## References

---

- John Mathes and Associates, 1990a. *Phase IC Preliminary On-Site Assessment, Champaign Former Manufactured Gas Plant Site, Champaign, Illinois.*
- John Mathes and Associates, 1990b. *Phase ID Preliminary Off-Site Assessment, Champaign Former Manufactured Gas Plant Site, Champaign, Illinois.*
- Philip Services Corporation, 2007. *Comprehensive Site Investigation Report for AmerenIP Champaign, Illinois, Former Manufactured Gas Plant, State ID 0190100008.*
- PSC Industrial Outsourcing, LP, 2008. *Off-Site Investigation Report, Former Manufactured Gas Plant, Champaign Illinois, State ID 0190100008.*
- Radian Corporation, August 1984. *Survey of Tar Waste Disposal and Locations of Town Gas Producers (Draft).* U.S. Environmental Protection Agency.
- Sanderson, Ellis and Elias Zewde, 1976. *Groundwater Availability in Champaign County. Circular 124.* Illinois State Water Survey.
- Visocky, Adrian and Richard Schicht, 1969. *Groundwater Resources of the Buried Mahomet Bedrock Valley. Report of Investigation 62.* Illinois State Water Survey.
- Warzyn Engineering Inc., 1987. *Draft Step 1 Environmental Assessment, Potential Former Manufactured Gas Facilities, Champaign Site, Champaign, Illinois April.*
- Willman, H.B. and J.C. Frye, 1970. *Pleistocene Stratigraphy of Illinois. Bulletin 94.* Illinois State Geological Survey.
- Wickham, Jerry T. 1979. *Glacial Geology of North-Central and Western Champaign County, Illinois. Circular 506.* Illinois State Geological Survey.

## List of Tables

<b>Table Number</b>	<b>Table Name</b>
ES-1	Site Specific Constituents of Concern
3-1	Site Specific Constituents of Concern
3-2	Summary of Constituents of Concern in Soil by Exposure Pathway
3-3	Tier 1 Comparison – BTEX and PAH Results for 0 to 3 Foot Depth Interval
3-4	Tier 1 Comparison – BTEX and PAH Results for 3 to 10 Foot Depth Interval
3-5	Tier 1 Comparison – BTEX and PAH Results for Greater than 10 Foot Depth Interval
3-6	Tier 1 Comparison – VOC Results for 0 to 3 Foot Depth Interval
3-7	Tier 1 Comparison – VOC Results for 3 to 10 Foot Depth Interval
3-8	Tier 1 Comparison – VOC Results for Greater than 10 Foot Depth Interval
3-9	Groundwater Analytical Results, September 2008 – VOCs
3-10	Tier 1 Comparison – SVOCs for 0 to 3 Foot Depth Interval
3-11	Tier 1 Comparison – SVOCs for 3 to 10 Foot Depth Interval
3-12	Tier 1 Comparison – SVOCs for Greater than 10 Foot Depth Interval
3-13	Groundwater Analytical Results, September 2008 – SVOCs
3-14	Tier 1 Comparison – Metals and Cyanide for 0 to 3 Foot Depth Interval
3-15	Tier 1 Comparison – Metals and Cyanide for 3 to 10 Foot Depth Interval
3-16	Tier 1 Comparison – Metals and Cyanide for Greater than 10 Foot Depth Interval
3-17	Groundwater Analytical Results, September 2008 – Metals and PCBs
3-18	Groundwater Analytical Results, September 2008 – Pesticides
3-19	Evaluation for Soil Saturation Limits
3-20	TOC Sample Summary
3-21	Soil Attenuation Source Evaluation
7-1	Project Remediation Objectives

## List of Figures

<b>Figure Number</b>	<b>Figure Name</b>
1-1	Site Location Map with Area Topography
1-2	Remediation Site Boundary
2-1	Historical Site Features
2-2	Shallow Groundwater Elevations – September 2008
2-3	Intermediate Groundwater Map – September 2008
3-1	Onsite Soil Boring and Test Pit Locations
3-2	Exceedance of Tier 1 Remediation Objectives – BTEX and PAH Constituents for 0 to 3 Foot Depth Interval
3-3	Exceedance of Tier 1 Remediation Objectives – BTEX and PAH Constituents for 3 to 10 Foot Depth Interval
3-4	Exceedance of Tier 1 Remediation Objectives – BTEX and PAH Constituents for Greater than 10 Foot Depth Interval
3-5	Exceedance of Tier 1 Remediation Objectives – Metals and Cyanide for 0 to 3 Foot Depth Interval
4-1	Exceedance of Class I Groundwater Standards – September 2008



**TABLE ES-1  
 MANUFACTURED GAS PLANT RELATED CONSTITUENTS OF CONCERN  
 REMEDIAL OBJECTIVES REPORT  
 CHAMPAIGN MGP SITE  
 CHAMPAIGN, ILLINOIS  
 AMERENIP**

**SOIL**

**Inorganics**

Cyanide

**Metals**

Chromium

Lead

Arsenic

Mercury

**Volatile Aromatics**

Benzene

Ethylbenzene

Toluene

Total Xylenes

Styrene

Acetone

Methylene Chloride

**Polycyclic Aromatic Hydrocarbons**

Acenaphthene

Acenaphthylene

Benzo(a)anthracene

Benzo(a)pyrene

Benzo(b)fluoranthene

Benzo(k)fluoranthene

Chrysene

Dibenzo (a,h,)anthracene

Dibenzofuran

Fluorene

Indeno(1,2,3,cd)pyrene

Naphthalene

Phenanthrene

2-methylnaphthalene

**GROUNDWATER**

**Inorganics**

Cyanide

**Metals**

Iron

Lead

Nickel

Manganese

**Volatile Aromatics**

Benzene

Ethylbenzene

Toluene

**Polycyclic Aromatic Hydrocarbons**

Acenaphthene

Acenaphthylene

Benzo(a)anthracene

Benzo(a)pyrene

Benzo(b)fluoranthene

Chrysene

Fluoranthene

Fluorene

Naphthalene

Phenanthrene

Pyrene

2-methylnaphthalene

**TABLE 3-1**  
**MANUFACTURED GAS PLANT RELATED CONSTITUENTS OF CONCERN**  
**REMEDIAL OBJECTIVES REPORT**  
**CHAMPAIGN MGP SITE**  
**CHAMPAIGN, ILLINOIS**  
**AMERENIP**

**SOIL**

**Inorganics**

Cyanide

**Metals**

Chromium

Lead

Arsenic

Mercury

**Volatile Aromatics**

Benzene

Ethylbenzene

Toluene

Total Xylenes

Styrene

Acetone

Methylene Chloride

**Polycyclic Aromatic Hydrocarbons**

Acenaphthene

Acenaphthylene

Benzo(a)anthracene

Benzo(a)pyrene

Benzo(b)fluoranthene

Benzo(k)fluoranthene

Chrysene

Dibenzo (a,h,)anthracene

Dibenzofuran

Fluorene

Indeno(1,2,3,cd)pyrene

Naphthalene

Phenanthrene

2-methylnaphthalene

**GROUNDWATER**

**Inorganics**

Cyanide

**Metals**

Iron

Lead

Nickel

Manganese

**Volatile Aromatics**

Benzene

Ethylbenzene

Toluene

**Polycyclic Aromatic Hydrocarbons**

Acenaphthene

Acenaphthylene

Benzo(a)anthracene

Benzo(a)pyrene

Benzo(b)fluoranthene

Chrysene

Fluoranthene

Fluorene

Naphthalene

Phenanthrene

Pyrene

2-methylnaphthalene

**TABLE 3-2  
SUMMARY OF CONSTITUENTS OF CONCERN FOR SOIL BY EXPOSURE PATHWAY  
CHAMPAIGN MGP SITE  
AMERENIP**

Depth (Feet)	Constituent Type	SOIL INGESTION			SOIL INHALATION			INDOOR INHALATION		Soil Component to Groundwater Ingestion
		Residential	Industrial/ Commercial	Construction	Residential	Industrial/ Commercial	Construction	Residential	Industrial/ Commercial	
0 - 3	<u>BTEX / VOCs</u>	benzene	-----	-----	benzene	benzene	benzene ethylbenzene xylene	benzene xylene	benzene	benzene ethylbenzene
	<u>PNAs / SVOCs</u>	benzo(a)anthracene benzo(a)pyrene benzo(b)fluoranthene dibenzo(a,h)anthracene indeno(1,2,3-cd)pyrene benzo(k)fluoranthene	benzo(a)anthracene benzo(a)pyrene benzo(b)fluoranthene dibenzo(a,h)anthracene indeno(1,2,3-cd)pyrene	benzo(a)pyrene	naphthalene	naphthalene	naphthalene	naphthalene	naphthalene	benzo(a)anthracene benzo(a)pyrene benzo(b)fluoranthene acenaphthylene dibenzo(a,h)anthracene indeno(1,2,3-cd)pyrene naphthalene phenanthrene
	<u>Inorganics</u>	arsenic lead cyanide	arsenic lead	lead	-----	-----	mercury	mercury	mercury	arsenic lead chromium cyanide
3 - 10	<u>BTEX / VOCs</u>	benzene	-----	-----	benzene	benzene	benzene ethylbenzene toluene xylene	benzene ethylbenzene xylene	benzene ethylbenzene xylene	benzene ethylbenzene toluene methylene chloride
	<u>PNAs / SVOCs</u>	benzo(a)anthracene benzo(a)pyrene benzo(b)fluoranthene benzo(k)fluoranthene chrysene dibenzo(a,h)anthracene indeno(1,2,3-cd)pyrene naphthalene	benzo(a)anthracene benzo(a)pyrene benzo(b)fluoranthene dibenzo(a,h)anthracene indeno(1,2,3-cd)pyrene benzo(k)fluoranthene	benzo(a)pyrene dibenzo(a,h)anthracene	naphthalene	naphthalene	naphthalene	2-methylnaphthalene naphthalene	2-methylnaphthalene naphthalene	acenaphthylene acenaphthylene benzo(a)anthracene benzo(a)pyrene benzo(b)fluoranthene benzo(k)fluoranthene dibenzo(a,h)anthracene indeno(1,2,3-cd)pyrene naphthalene phenanthrene 2-methylnaphthalene dibenzofuran
	<u>Inorganics</u>	-----	-----	-----	-----	-----	-----	-----	-----	-----
Greater than 10	<u>BTEX / VOCs</u>	benzene	benzene	-----	benzene ethylbenzene toluene xylene	benzene ethylbenzene toluene xylene	benzene ethylbenzene toluene xylene styrene	benzene ethylbenzene toluene xylene styrene	benzene ethylbenzene toluene xylene styrene	benzene ethylbenzene toluene xylene acetone methylene chloride styrene
	<u>PNAs / SVOCs</u>	benzo(a)anthracene benzo(a)pyrene benzo(b)fluoranthene dibenzo(a,h)anthracene indeno(1,2,3-cd)pyrene benzo(k)fluoranthene chrysene naphthalene phenanthrene dibenzofuran 2-methylnaphthalene	benzo(a)anthracene benzo(a)pyrene benzo(b)fluoranthene dibenzo(a,h)anthracene indeno(1,2,3-cd)pyrene	benzo(a)anthracene benzo(a)pyrene benzo(b)fluoranthene dibenzo(a,h)anthracene dibenzofuran naphthalene	naphthalene	naphthalene	naphthalene	2-methylnaphthalene naphthalene	2-methylnaphthalene naphthalene	acenaphthylene acenaphthylene benzo(a)anthracene benzo(a)pyrene benzo(b)fluoranthene benzo(k)fluoranthene dibenzo(a,h)anthracene indeno(1,2,3-cd)pyrene naphthalene phenanthrene chrysene fluorene 2-methylnaphthalene dibenzofuran
	<u>Inorganics</u>	-----	-----	-----	-----	-----	-----	-----	-----	-----



**TABLE 3-3**  
**TIER 1 COMPARISON - BTEX AND PAH RESULTS FOR 0 TO 3 FT DEPTH**  
**CHAMPAIGN MGP SITE**  
**CHAMPAIGN, ILLINOIS**  
**AMERENIP**

CONSTITUENT	Tier 1 Remedial Objectives - Soil									Soil Component to GW (Class I)	MSA Background Metropolitan Areas	UNITS	B-814	B-816	B-818	B-822	B-823
	<u>Ingestion</u>			<u>Inhalation</u>			<u>Indoor Inhalation</u>						B814 (0.0-2.0')	B816 (1.0-2.0')	B818 (2.0-3.0')	B822 (1.0-3.0')	B823 (3.0-4.0')
	Residential	Commercial	Construction	Residential	Commercial	Construction	Residential	Commercial	Construction				4/1/2008 0.0-2.0'	4/1/2008 1.0-2.0'	4/1/2008 2.0-3.0'	4/1/2008 1.0-3.0'	4/1/2008 3.0-4.0'
Benzene	12	100	2,300	0.80	1.6	2.2	0.069	0.51	0.03	--	(mg/kg)	<0.0019	<0.0015	0.0183	<0.0012	0.0014	
Ethylbenzene	7,800	200,000	20,000	400	400	58.0	130.0	130.0	13.0	--	(mg/kg)	<0.0093	0.0027	<0.0063	<0.0058	0.0068	
Toluene	16,000	410,000	410,000	650	650	42.0	240.0	240.0	12.0	--	(mg/kg)	<0.0093	0.0034	0.0025	<0.0058	0.0014	
Xylene (total)	16,000	410,000	41,000	410	320	5.6	63.0	100.0	150.0	--	(mg/kg)	<0.0093	0.0022	<0.0063	<0.0058	0.0026	
Acenaphthene	4,700	120,000	120,000	----	----	----	----	----	570	0.130	(mg/kg)	<0.063	<0.009	<0.422	<0.004	<0.005	
Acenaphthylene	2,300 <sup>(1)</sup>	61,000	61,000	----	----	----	----	----	24.0 <sup>(1)</sup>	0.070	(mg/kg)	0.823	0.086	6.48	0.188	0.045	
Anthracene	23,000	610,000	610,000	----	----	----	----	----	12,000	0.40	(mg/kg)	0.188	0.031	0.711	0.011	0.01	
Benzo(a)anthracene	0.90	8.0	170.0	----	----	----	----	----	2.0	1.80	(mg/kg)	0.770	0.086	4.13	0.016	0.057	
Benzo(a)pyrene	0.09	0.80	17.0	----	----	----	----	----	8.0	2.1	(mg/kg)	1.09	0.108	11.2	0.026	0.067	
Benzo(b)fluoranthene	0.90	8.0	170.0	----	----	----	----	----	5.0	2.1	(mg/kg)	1.55	0.157	9.29	0.052	0.065	
Benzo(ghi)perylene	2,300 <sup>(1)</sup>	61,000	61,000	----	----	----	----	----	32,000 <sup>(1)</sup>	1.7	(mg/kg)	1.04	0.124	8.03	0.051	0.059	
Benzo(k)fluoranthene	9.0	78	1,700	----	----	----	----	----	49	1.7	(mg/kg)	0.491	0.051	2.70	0.015	0.06	
Chrysene	88.0	780	17,000	----	----	----	----	----	160	2.7	(mg/kg)	1.08	0.121	4.95	0.016	0.058	
Dibenzo(a,h)anthracene	0.09	0.8	17.0	----	----	----	----	----	2.0	0.420	(mg/kg)	0.244	0.028	1.83	0.014	0.018	
Fluoranthene	3,100	82,000	82,000	----	----	----	----	----	4,300	4.10	(mg/kg)	1.15	0.139	3.18	0.017	0.063	
Fluorene	3,100	82,000	82,000	----	----	----	----	----	560	0.180	(mg/kg)	0.081	0.009	0.39	0.007	<0.005	
Indeno(1,2,3-cd)pyrene	0.90	8.0	170.0	----	----	----	----	----	14.0	1.60	(mg/kg)	0.828	0.098	5.95	0.043	0.057	
Naphthalene	1,600	41,000	4,100	170	270	1.8	34.0	34.0	12.0	0.20	(mg/kg)	0.077	0.014	0.815	0.010	0.008	
Phenanthrene	2,300 <sup>(1)</sup>	61,000	61,000	----	----	----	----	----	220 <sup>(1)</sup>	2.5	(mg/kg)	0.549	0.088	0.881	0.011	0.032	
Pyrene	2,300	61,000	61,000	----	----	----	----	----	4,200	3.0	(mg/kg)	1.57	0.175	6.85	0.027	0.072	

Notes: mg/kg Milligrams per kilogram  
(1) Provisional remediation objective provided by IEPA  
---- No remediation objective has been established by the IEPA for this constituent for this exposure route  
<12 Not detected at the level identified  
Analytical result exceeds one or more Tier 1 RO.

**TABLE 3-3**  
**TIER 1 COMPARISON - BTEX AND PAH RESULTS FOR 0 TO 3 FT DEPTH**  
**CHAMPAIGN MGP SITE**  
**CHAMPAIGN, ILLINOIS**  
**AMERENIP**

CONSTITUENT	Tier 1 Remedial Objectives - Soil									Soil Component to GW (Class I)	MSA Background Metropolitan Areas	UNITS	B-827	B-829	B-833	B-501	B-502
	<u>Ingestion</u>			<u>Inhalation</u>			<u>Indoor Inhalation</u>						B827 (2.0-3.0')	B829 (2.0-3.0')	B833 (2.0-3.0')	B-501-2	B-502-3
	Residential	Commercial	Construction	Residential	Commercial	Construction	Residential	Commercial	Construction				4/2/2008	4/2/2008	4/2/2008	7/13/2004	7/13/2004
Benzene	12	100	2,300	0.80	1.6	2.2	0.069	0.51	0.03	--	(mg/kg)	<0.0016	0.0533	0.017	0.0019	0.0034	
Ethylbenzene	7,800	200,000	20,000	400	400	58.0	130.0	130.0	13.0	--	(mg/kg)	<0.008	0.0013	<0.006	<0.0053	0.0021	
Toluene	16,000	410,000	410,000	650	650	42.0	240.0	240.0	12.0	--	(mg/kg)	<0.008	0.0028	0.0025	<0.0053	0.0055	
Xylene (total)	16,000	410,000	41,000	410	320	5.6	63.0	100.0	150.0	--	(mg/kg)	<0.008	0.006	0.0021	<0.0053	0.0065	
Acenaphthene	4,700	120,000	120,000	----	----	----	----	----	570	0.130	(mg/kg)	<0.004	0.189	<0.402	<0.124	<0.290	
Acenaphthylene	2,300 <sup>(1)</sup>	61,000	61,000	----	----	----	----	----	24.0 <sup>(1)</sup>	0.070	(mg/kg)	0.010	0.318	4.15	0.078	0.034	
Anthracene	23,000	610,000	610,000	----	----	----	----	----	12,000	0.40	(mg/kg)	0.009	0.331	1.59	0.041	<0.290	
Benzo(a)anthracene	0.90	8.0	170.0	----	----	----	----	----	2.0	1.80	(mg/kg)	0.033	2.16	5.10	0.272	0.11	
Benzo(a)pyrene	0.09	0.80	17.0	----	----	----	----	----	8.0	2.1	(mg/kg)	0.026	2.25	8.10	0.365	0.16	
Benzo(b)fluoranthene	0.90	8.0	170.0	----	----	----	----	----	5.0	2.1	(mg/kg)	0.026	2.80	9.26	0.491	0.23	
Benzo(ghi)perylene	2,300 <sup>(1)</sup>	61,000	61,000	----	----	----	----	----	32,000 <sup>(1)</sup>	1.7	(mg/kg)	0.016	1.29	7.21	0.210	0.12	
Benzo(k)fluoranthene	9.0	78	1,700	----	----	----	----	----	49	1.7	(mg/kg)	0.028	1.11	2.63	0.189	0.084	
Chrysene	88.0	780	17,000	----	----	----	----	----	160	2.7	(mg/kg)	0.034	2.12	6.02	0.323	0.12	
Dibenzo(a,h)anthracene	0.09	0.8	17.0	----	----	----	----	----	2.0	0.420	(mg/kg)	0.007	0.422	1.39	0.061	<0.290	
Fluoranthene	3,100	82,000	82,000	----	----	----	----	----	4,300	4.10	(mg/kg)	0.054	2.92	7.53	0.445	0.11	
Fluorene	3,100	82,000	82,000	----	----	----	----	----	560	0.180	(mg/kg)	<0.004	0.172	0.528	<0.124	<0.290	
Indeno(1,2,3-cd)pyrene	0.90	8.0	170.0	----	----	----	----	----	14.0	1.60	(mg/kg)	0.016	1.28	5.23	0.238	0.084	
Naphthalene	1,600	41,000	4,100	170	270	1.8	34.0	34.0	12.0	0.20	(mg/kg)	<0.004	0.074	0.37	0.033	0.12	
Phenanthrene	2,300 <sup>(1)</sup>	61,000	61,000	----	----	----	----	----	220 <sup>(1)</sup>	2.5	(mg/kg)	0.035	1.16	3.80	0.172	0.078	
Pyrene	2,300	61,000	61,000	----	----	----	----	----	4,200	3.0	(mg/kg)	0.049	2.69	12.3	0.439	0.14	

Notes: mg/kg Milligrams per kilogram  
(1) Provisional remediation objective provided by IEPA  
---- No remediation objective has been established by the IEPA for this constituent for this exposure route  
<12 Not detected at the level identified  
Analytical result exceeds one or more Tier 1 RO.

**TABLE 3-3**  
**TIER 1 COMPARISON - BTEX AND PAH RESULTS FOR 0 TO 3 FT DEPTH**  
**CHAMPAIGN MGP SITE**  
**CHAMPAIGN, ILLINOIS**  
**AMERENIP**

CONSTITUENT	Tier 1 Remedial Objectives - Soil									Soil Component to GW (Class I)	MSA Background Metropolitan Areas	UNITS	B-503	B-504	B-505	B-506	B-507	B-508
	<u>Ingestion</u>			<u>Inhalation</u>			<u>Indoor Inhalation</u>						B-503-3	B-504-3	B-505-3	B-506-3	B-507-1	B-508-3
	Residential	Commercial	Construction	Residential	Commercial	Construction	Residential	Commercial	Construction				7/13/2004	7/13/2004	7/14/2004	7/22/2004	7/21/2004	7/19/2004
Benzene	12	100	2,300	0.80	1.6	2.2	0.069	0.51	0.03	--	(mg/kg)	13.9	0.0877	0.0477	3.82	0.005	0.0282	
Ethylbenzene	7,800	200,000	20,000	400	400	58.0	130.0	130.0	13.0	--	(mg/kg)	4.24	0.0321	0.149	1.39	0.0011	0.0018	
Toluene	16,000	410,000	410,000	650	650	42.0	240.0	240.0	12.0	--	(mg/kg)	6.28	0.0383	0.0313	3.32	0.0039	0.0071	
Xylene (total)	16,000	410,000	41,000	410	320	5.6	63.0	100.0	150.0	--	(mg/kg)	9.92	0.0653	0.139	5.48	0.0032	0.0063	
Acenaphthene	4,700	120,000	120,000	----	----	----	----	----	570	0.130	(mg/kg)	<132.0	0.613	6.9	1.3	0.11	0.39	
Acenaphthylene	2,300 <sup>(1)</sup>	61,000	61,000	----	----	----	----	----	24.0 <sup>(1)</sup>	0.070	(mg/kg)	<132.0	0.152	70.0	18.3	1.05	5.39	
Anthracene	23,000	610,000	610,000	----	----	----	----	----	12,000	0.40	(mg/kg)	51.0	0.458	15.0	4.54	0.512	1.7	
Benzo(a)anthracene	0.90	8.0	170.0	----	----	----	----	----	2.0	1.80	(mg/kg)	69.0	0.251	44.9	17.6	0.951	5.92	
Benzo(a)pyrene	0.09	0.80	17.0	----	----	----	----	----	8.0	2.1	(mg/kg)	67.0	0.193	137.0	49.10	1.97	23.0	
Benzo(b)fluoranthene	0.90	8.0	170.0	----	----	----	----	----	5.0	2.1	(mg/kg)	76.0	0.21	123.0	55.5	1.73	18.6	
Benzo(ghi)perylene	2,300 <sup>(1)</sup>	61,000	61,000	----	----	----	----	----	32,000 <sup>(1)</sup>	1.7	(mg/kg)	<132.0	0.064	38.4	17.1	0.651	7.35	
Benzo(k)fluoranthene	9.0	78	1,700	----	----	----	----	----	49	1.7	(mg/kg)	<132.0	0.086	33.0	16.50	0.528	4.47	
Chrysene	88.0	780	17,000	----	----	----	----	----	160	2.7	(mg/kg)	62.0	0.242	46.8	23.1	1.09	8.09	
Dibenzo(a,h)anthracene	0.09	0.8	17.0	----	----	----	----	----	2.0	0.420	(mg/kg)	<132.0	0.025	13.0	5.15	0.17	1.8	
Fluoranthene	3,100	82,000	82,000	----	----	----	----	----	4,300	4.10	(mg/kg)	120.0	0.678	37.2	18.0	1.49	8.15	
Fluorene	3,100	82,000	82,000	----	----	----	----	----	560	0.180	(mg/kg)	<132.0	0.428	9.9	2.80	0.25	0.75	
Indeno(1,2,3-cd)pyrene	0.90	8.0	170.0	----	----	----	----	----	14.0	1.60	(mg/kg)	<132.0	0.081	41.2	16.7	0.611	6.28	
Naphthalene	1,600	41,000	4,100	170	270	1.8	34.0	34.0	12.0	0.20	(mg/kg)	71.0	6.79	21.0	11.40	0.599	1.2	
Phenanthrene	2,300 <sup>(1)</sup>	61,000	61,000	----	----	----	----	----	220 <sup>(1)</sup>	2.5	(mg/kg)	130	1.14	18.0	10.2	1.76	2.9	
Pyrene	2,300	61,000	61,000	----	----	----	----	----	4,200	3.0	(mg/kg)	110	0.524	96.2	30.2	2.33	16.3	

Notes: mg/kg Milligrams per kilogram  
(1) Provisional remediation objective provided by IEPA  
---- No remediation objective has been established by the IEPA for this constituent for this exposure route  
<12 Not detected at the level identified  
Analytical result exceeds one or more Tier 1 RO.

**TABLE 3-3**  
**TIER 1 COMPARISON - BTEX AND PAH RESULTS FOR 0 TO 3 FT DEPTH**  
**CHAMPAIGN MGP SITE**  
**CHAMPAIGN, ILLINOIS**  
**AMERENIP**

CONSTITUENT	Tier 1 Remedial Objectives - Soil									Soil Component to GW (Class I)	MSA Background Metropolitan Areas	UNITS	B-509	B-510	B-512	B-513	B-514	B-515
	<u>Ingestion</u>			<u>Inhalation</u>			<u>Indoor Inhalation</u>						B-509-3	B-510-2	B-512-3	B-513-2	B-514-3	B-515-2
	Residential	Commercial	Construction	Residential	Commercial	Construction	Residential	Commercial	Construction				7/21/2004	7/12/2004	7/12/2004	7/12/2004	7/22/2004	7/16/2004
Benzene	12	100	2,300	0.80	1.6	2.2	0.069	0.51	0.03	--	(mg/kg)	0.0142	0.0312	0.0083	0.0076	0.0326	0.0043	
Ethylbenzene	7,800	200,000	20,000	400	400	58.0	130.0	130.0	13.0	--	(mg/kg)	0.004	0.0022	0.0013	<0.0054	0.0174	0.0213	
Toluene	16,000	410,000	410,000	650	650	42.0	240.0	240.0	12.0	--	(mg/kg)	0.0112	0.0076	0.0049	0.0032	0.0103	0.003	
Xylene (total)	16,000	410,000	41,000	410	320	5.6	63.0	100.0	150.0	--	(mg/kg)	0.0112	0.0081	0.0038	0.0018	0.0254	0.0264	
Acenaphthene	4,700	120,000	120,000	----	----	----	----	----	570	0.130	(mg/kg)	<1.18	<6.89	0.33	0.052	<5.59	1.14	
Acenaphthylene	2,300 <sup>(1)</sup>	61,000	61,000	----	----	----	----	----	24.0 <sup>(1)</sup>	0.070	(mg/kg)	1.18	<6.89	1.23	0.10	2.6	1.93	
Anthracene	23,000	610,000	610,000	----	----	----	----	----	12,000	0.40	(mg/kg)	0.33	<6.89	1.74	0.221	2.4	1.03	
Benzo(a)anthracene	0.90	8.0	170.0	----	----	----	----	----	2.0	1.80	(mg/kg)	1.47	2.9	2.87	0.803	4.6	2.2	
Benzo(a)pyrene	0.09	0.80	17.0	----	----	----	----	----	8.0	2.1	(mg/kg)	3.31	3.2	2.94	0.821	5.86	4.01	
Benzo(b)fluoranthene	0.90	8.0	170.0	----	----	----	----	----	5.0	2.1	(mg/kg)	3.46	4.5	4.31	1.33	7.59	4.45	
Benzo(ghi)perylene	2,300 <sup>(1)</sup>	61,000	61,000	----	----	----	----	----	32,000 <sup>(1)</sup>	1.7	(mg/kg)	1.65	<6.89	1.34	0.307	3.8	1.28	
Benzo(k)fluoranthene	9.0	78	1,700	----	----	----	----	----	49	1.7	(mg/kg)	1.0	<6.89	1.50	0.492	2.7	1.31	
Chrysene	88.0	780	17,000	----	----	----	----	----	160	2.7	(mg/kg)	2.02	3.6	3.23	0.934	4.9	2.75	
Dibenzo(a,h)anthracene	0.09	0.8	17.0	----	----	----	----	----	2.0	0.420	(mg/kg)	0.41	<6.89	0.43	0.12	<5.59	0.35	
Fluoranthene	3,100	82,000	82,000	----	----	----	----	----	4,300	4.10	(mg/kg)	2.03	3.7	7.83	1.70	6.3	3.29	
Fluorene	3,100	82,000	82,000	----	----	----	----	----	560	0.180	(mg/kg)	0.12	<6.89	1.07	0.051	1.9	0.717	
Indeno(1,2,3-cd)pyrene	0.90	8.0	170.0	----	----	----	----	----	14.0	1.60	(mg/kg)	1.40	<6.89	1.62	0.404	3.4	1.23	
Naphthalene	1,600	41,000	4,100	170	270	1.8	34.0	34.0	12.0	0.20	(mg/kg)	0.29	<6.89	0.58	0.052	<5.59	1.82	
Phenanthrene	2,300 <sup>(1)</sup>	61,000	61,000	----	----	----	----	----	220 <sup>(1)</sup>	2.5	(mg/kg)	0.82	2.0	5.99	0.837	6.52	3.32	
Pyrene	2,300	61,000	61,000	----	----	----	----	----	4,200	3.0	(mg/kg)	3.12	5.8	6.02	1.34	8.53	5.74	

Notes: mg/kg Milligrams per kilogram  
(1) Provisional remediation objective provided by IEPA  
---- No remediation objective has been established by the IEPA for this constituent for this exposure route  
<12 Not detected at the level identified  
Analytical result exceeds one or more Tier 1 RO.

**TABLE 3-3**  
**TIER 1 COMPARISON - BTEX AND PAH RESULTS FOR 0 TO 3 FT DEPTH**  
**CHAMPAIGN MGP SITE**  
**CHAMPAIGN, ILLINOIS**  
**AMERENIP**

CONSTITUENT	Tier 1 Remedial Objectives - Soil									Soil Component to GW (Class I)	MSA Background Metropolitan Areas	UNITS	B-516	B-550	B-551	B-553	B-554	B-556
	<u>Ingestion</u>			<u>Inhalation</u>			<u>Indoor Inhalation</u>						B-516-3	B-550-3	B-551-3	B-553-3	B-554-3	B-556-3
	Residential	Commercial	Construction	Residential	Commercial	Construction	Residential	Commercial	Construction				7/22/2004	7/20/2004	7/15/2004	7/14/2004	7/15/2004	7/20/2004
Benzene	12	100	2,300	0.80	1.6	2.2	0.069	0.51	0.03	--	(mg/kg)	0.0051	0.0058	0.972	0.195	0.180	0.0103	
Ethylbenzene	7,800	200,000	20,000	400	400	58.0	130.0	130.0	13.0	--	(mg/kg)	0.0054	0.0136	0.282	0.200	0.256	0.0115	
Toluene	16,000	410,000	410,000	650	650	42.0	240.0	240.0	12.0	--	(mg/kg)	0.0045	0.0038	0.244	0.370	0.211	0.0262	
Xylene (total)	16,000	410,000	41,000	410	320	5.6	63.0	100.0	150.0	--	(mg/kg)	0.0065	0.0259	0.276	0.456	0.624	0.0416	
Acenaphthene	4,700	120,000	120,000	----	----	----	----	----	570	0.130	(mg/kg)	<18.10	<34.5	3.7	8.53	<9.02	1.4	
Acenaphthylene	2,300 <sup>(1)</sup>	61,000	61,000	----	----	----	----	----	24.0 <sup>(1)</sup>	0.070	(mg/kg)	40.1	<34.5	14.2	26.4	9.15	5.9	
Anthracene	23,000	610,000	610,000	----	----	----	----	----	12,000	0.40	(mg/kg)	9.7	<34.5	20.2	8.45	<9.02	4.44	
Benzo(a)anthracene	0.90	8.0	170.0	----	----	----	----	----	2.0	1.80	(mg/kg)	42.2	<34.5	51.70	10.30	<9.02	6.39	
Benzo(a)pyrene	0.09	0.80	17.0	----	----	----	----	----	8.0	2.1	(mg/kg)	119.0	<34.5	67.50	54.90	8.5	17.7	
Benzo(b)fluoranthene	0.90	8.0	170.0	----	----	----	----	----	5.0	2.1	(mg/kg)	130.0	<34.5	83.20	50.30	8.2	13.4	
Benzo(ghi)perylene	2,300 <sup>(1)</sup>	61,000	61,000	----	----	----	----	----	32,000 <sup>(1)</sup>	1.7	(mg/kg)	50.40	<34.5	28.0	25.60	8.5	6.11	
Benzo(k)fluoranthene	9.0	78	1,700	----	----	----	----	----	49	1.7	(mg/kg)	36.40	<34.5	25.0	11.60	<9.02	3.67	
Chrysene	88.0	780	17,000	----	----	----	----	----	160	2.7	(mg/kg)	62.3	<34.5	51.2	18.20	4.3	7.88	
Dibenzo(a,h)anthracene	0.09	0.8	17.0	----	----	----	----	----	2.0	0.420	(mg/kg)	14.0	<34.5	9.0	5.0	<9.02	1.5	
Fluoranthene	3,100	82,000	82,000	----	----	----	----	----	4,300	4.10	(mg/kg)	27.2	19.0	93.0	17.40	4.6	9.16	
Fluorene	3,100	82,000	82,000	----	----	----	----	----	560	0.180	(mg/kg)	4.0	12.0	7.06	7.8	<9.02	3.91	
Indeno(1,2,3-cd)pyrene	0.90	8.0	170.0	----	----	----	----	----	14.0	1.60	(mg/kg)	46.9	<34.5	32.80	21.10	4.4	5.29	
Naphthalene	1,600	41,000	4,100	170	270	1.8	34.0	34.0	12.0	0.20	(mg/kg)	10.0	<34.5	8.45	2.20	<9.02	5.27	
Phenanthrene	2,300 <sup>(1)</sup>	61,000	61,000	----	----	----	----	----	220 <sup>(1)</sup>	2.5	(mg/kg)	8.7	14.0	46.8	9.37	3.3	9.93	
Pyrene	2,300	61,000	61,000	----	----	----	----	----	4,200	3.0	(mg/kg)	66.70	21.0	76.4	26.8	8.5	18.30	

Notes: mg/kg Milligrams per kilogram  
(1) Provisional remediation objective provided by IEPA  
---- No remediation objective has been established by the IEPA for this constituent for this exposure route  
<12 Not detected at the level identified  
Analytical result exceeds one or more Tier 1 RO.

**TABLE 3-3**  
**TIER 1 COMPARISON - BTEX AND PAH RESULTS FOR 0 TO 3 FT DEPTH**  
**CHAMPAIGN MGP SITE**  
**CHAMPAIGN, ILLINOIS**  
**AMERENIP**

CONSTITUENT	Tier 1 Remedial Objectives - Soil									Soil Component to GW (Class I)	MSA Background Metropolitan Areas	UNITS	B-557	CSS-3	CSS-4	CSS-5	TP-503	TP-504
	<u>Ingestion</u>			<u>Inhalation</u>			<u>Indoor Inhalation</u>						B-557-1	12/18/1990	12/18/1990	12/19/1990	TP-503-3	TP-504-3
	Residential	Commercial	Construction	Residential	Commercial	Construction	Residential	Commercial	Construction				7/20/2004	0-6"	0-6"	0-6"	7/8/2004	7/8/2004
Benzene	12	100	2,300	0.80	1.6	2.2	0.069	0.51	0.03	--	(mg/kg)	0.0053	<0.310	---	---	14.5	10.5	
Ethylbenzene	7,800	200,000	20,000	400	400	58.0	130.0	130.0	13.0	--	(mg/kg)	0.0021	<0.310	---	---	45.6	74.0	
Toluene	16,000	410,000	410,000	650	650	42.0	240.0	240.0	12.0	--	(mg/kg)	0.0036	<0.310	0.41	<0.310	1.43	3.87	
Xylene (total)	16,000	410,000	41,000	410	320	5.6	63.0	100.0	150.0	--	(mg/kg)	0.0052	<0.310	0.66	<0.310	42.4	91.7	
Acenaphthene	4,700	120,000	120,000	----	----	----	----	----	570	0.130	(mg/kg)	0.17	<0.330	0.47	<0.005	150.0	15.0	
Acenaphthylene	2,300 <sup>(1)</sup>	61,000	61,000	----	----	----	----	----	24.0 <sup>(1)</sup>	0.070	(mg/kg)	0.876	1.9	3.3	<0.008	130.0	28.0	
Anthracene	23,000	610,000	610,000	----	----	----	----	----	12,000	0.40	(mg/kg)	0.616	1.0	2.2	0.009	90.0	14.0	
Benzo(a)anthracene	0.90	8.0	170.0	----	----	----	----	----	2.0	1.80	(mg/kg)	3.55	3.6	9.7	0.099	40.0	9.6	
Benzo(a)pyrene	0.09	0.80	17.0	----	----	----	----	----	8.0	2.1	(mg/kg)	5.24	2.8	10.0	0.039	37.0	10.0	
Benzo(b)fluoranthene	0.90	8.0	170.0	----	----	----	----	----	5.0	2.1	(mg/kg)	6.0	6.1	13.0	0.15	21.0	4.8	
Benzo(ghi)perylene	2,300 <sup>(1)</sup>	61,000	61,000	----	----	----	----	----	32,000 <sup>(1)</sup>	1.7	(mg/kg)	2.66	3.2	9.9	0.1	11.0	2.8	
Benzo(k)fluoranthene	9.0	78	1,700	----	----	----	----	----	49	1.7	(mg/kg)	1.9	1.6	4.2	0.14	13.0	2.5	
Chrysene	88.0	780	17,000	----	----	----	----	----	160	2.7	(mg/kg)	3.82	3.2	8.1	0.16	48.0	11.0	
Dibenzo(a,h)anthracene	0.09	0.8	17.0	----	----	----	----	----	2.0	0.420	(mg/kg)	0.72	0.53	2.6	0.017	8.5	2.1	
Fluoranthene	3,100	82,000	82,000	----	----	----	----	----	4,300	4.10	(mg/kg)	6.31	3.3	9.9	0.24	220.0	50.0	
Fluorene	3,100	82,000	82,000	----	----	----	----	----	560	0.180	(mg/kg)	0.11	0.3	0.4	<0.0006	130.0	22.0	
Indeno(1,2,3-cd)pyrene	0.90	8.0	170.0	----	----	----	----	----	14.0	1.60	(mg/kg)	2.53	2.9	9.9	0.13	11.0	2.7	
Naphthalene	1,600	41,000	4,100	170	270	1.8	34.0	34.0	12.0	0.20	(mg/kg)	0.982	0.33	0.47	<0.005	590.0	83.0	
Phenanthrene	2,300 <sup>(1)</sup>	61,000	61,000	----	----	----	----	----	220 <sup>(1)</sup>	2.5	(mg/kg)	2.83	2.2	3.7	0.083	340.0	72.0	
Pyrene	2,300	61,000	61,000	----	----	----	----	----	4,200	3.0	(mg/kg)	6.02	5.3	15.0	0.25	120.0	32.0	

Notes: mg/kg Milligrams per kilogram  
(1) Provisional remediation objective provided by IEPA  
---- No remediation objective has been established by the IEPA for this constituent for this exposure route  
<12 Not detected at the level identified  
Analytical result exceeds one or more Tier 1 RO.

**TABLE 3-4  
TIER 1 COMPARISON - BTEX AND PAH RESULTS FOR 3 TO 10 FT DEPTH  
CHAMPAIGN MGP SITE  
CHAMPAIGN, ILLINOIS  
AMERENIP**

CONSTITUENT	Tier 1 Remedial Objectives - Soil									Soil Component to Groundwater (Class I)	MSA Background Metropolitan Areas	UNITS/ DEPTH	B-814	B-816	B-818	B-822	B-822
	Ingestion			Inhalation			Indoor Inhalation						B814 (7.0-8.0')	B816 (9.0-10.0')	B818 (7.0-9.0')	B822 (7.0-8.0')	B822 (6.0-8.0')
	Residential	Commercial	Construction	Residential	Commercial	Construction	Residential	Commercial	Construction				4/1/2008 7.0-8.0'	4/1/2008 9.0-10.0'	4/1/2008 7.0-9.0'	4/1/2008 7.0-8.0'	4/1/2008 6.0-8.0'
Benzene	12.0	100	2,300	0.80	1.60	2.20	0.069	0.51	0.030	--	(mg/kg)	0.0012	0.0015	<0.0401	<0.0064	<0.0159	
Ethylbenzene	7,800	200,000	20,000	400	400	58.0	130.0	130.0	13.0	--	(mg/kg)	<0.0061	<0.0061	7.54	<0.0321	<0.0795	
Toluene	16,000	410,000	410,000	650	650	42.0	240.0	240.0	12.0	--	(mg/kg)	0.0018	<0.0061	<0.201	<0.0321	<0.0795	
Xylene (total)	16,000	410,000	41,000	410	320	5.6	63.0	100.0	150.0	--	(mg/kg)	0.0013	<0.0061	3.95	<0.0321	0.025	
Acenaphthene	4,700	120,000	120,000	----	----	----	----	----	570.0	0.130	(mg/kg)	<0.004	0.013	0.943	<0.005	<0.004	
Acenaphthylene	2,300 <sup>(1)</sup>	61,000 <sup>(1)</sup>	61,000 <sup>(1)</sup>	----	----	----	----	----	24.0 <sup>(1)</sup>	0.070	(mg/kg)	<0.004	0.009	0.613	0.213	0.037	
Anthracene	23,000	610,000	610,000	----	----	----	----	----	12,000	0.400	(mg/kg)	<0.004	<0.004	1.14	0.010	0.007	
Benzo(a)anthracene	0.90	8.0	170.0	----	----	----	----	----	2.0	1.800	(mg/kg)	<0.004	<0.004	0.858	0.018	0.012	
Benzo(a)pyrene	0.09	0.80	17.0	----	----	----	----	----	8.0	2.100	(mg/kg)	<0.004	<0.004	0.921	0.029	0.014	
Benzo(b)fluoranthene	0.90	8.0	170.0	----	----	----	----	----	5.0	2.100	(mg/kg)	<0.004	<0.004	0.713	0.053	0.015	
Benzo(ghi)perylene	2,300 <sup>(1)</sup>	61,000 <sup>(1)</sup>	61,000 <sup>(1)</sup>	----	----	----	----	----	32,000 <sup>(1)</sup>	1.700	(mg/kg)	<0.004	<0.004	0.338	0.054	0.016	
Benzo(k)fluoranthene	9.0	78.0	1,700	----	----	----	----	----	49.0	1.700	(mg/kg)	<0.004	<0.004	0.227	0.018	0.006	
Chrysene	88.0	780.0	17,000	----	----	----	----	----	160.0	2.700	(mg/kg)	<0.004	<0.004	0.820	0.017	0.008	
Dibenzo(a,h)anthracene	0.09	0.80	17.0	----	----	----	----	----	2.0	0.420	(mg/kg)	<0.004	<0.004	0.099	0.015	<0.004	
Fluoranthene	3,100	82,000	82,000	----	----	----	----	----	4,300	4.100	(mg/kg)	<0.004	<0.004	1.82	0.019	0.010	
Fluorene	3,100	82,000	82,000	----	----	----	----	----	560.0	0.180	(mg/kg)	<0.004	<0.004	0.815	0.007	0.004	
Indeno(1,2,3-cd)pyrene	0.90	8.0	170.0	----	----	----	----	----	14.0	1.600	(mg/kg)	<0.004	<0.004	0.293	0.045	0.013	
Naphthalene	1,600	41,000	4,100	170	270	1.80	34.0	34.0	12.0	0.200	(mg/kg)	<0.004	<0.004	0.082	0.012	0.010	
Phenanthrene	2,300 <sup>(1)</sup>	61,000 <sup>(1)</sup>	61,000 <sup>(1)</sup>	----	----	----	----	----	220 <sup>(1)</sup>	2.500	(mg/kg)	<0.004	<0.004	3.77	0.008	0.013	
Pyrene	2,300	61,000	61,000	----	----	----	----	----	4,200	3.000	(mg/kg)	<0.004	0.005	2.64	0.030	0.029	

Notes: mg/kg Milligrams per kilogram  
 (1) Provisional remediation objective provided by IEPA  
 ---- No remediation objective has been established by the IEPA for this constituent for this exposure route  
 <12 Not detected at the level identified  
 Analytical result exceeds one or more Tier 1 RO

**TABLE 3-4**  
**TIER 1 COMPARISON - BTEX AND PAH RESULTS FOR 3 TO 10 FT DEPTH**  
**CHAMPAIGN MGP SITE**  
**CHAMPAIGN, ILLINOIS**  
**AMERENIP**

CONSTITUENT	Tier 1 Remedial Objectives - Soil									Soil Component to Groundwater (Class I)	MSA Background Metropolitan Areas	UNITS/DEPTH	B-823	B-823	B-827	B-829	B-833
	Ingestion			Inhalation			Indoor Inhalation						B823 (3.0-4.0')	B823 (9.0-10.0')	B827 (7.0-8.0')	B829 (6.0-7.0')	B833 (9.0-10.0')
	Residential	Commercial	Construction	Residential	Commercial	Construction	Residential	Commercial	Construction				4/1/2008	4/1/2008	4/2/2008	4/2/2008	4/2/2008
Benzene	12.0	100	2,300	0.80	1.60	2.20	0.069	0.51	0.030	--	(mg/kg)	<0.0014	0.0029	<0.0227	0.253	13.20	
Ethylbenzene	7,800	200,000	20,000	400	400	58.0	130.0	130.0	13.0	--	(mg/kg)	<0.0068	0.0108	<0.113	0.066	5.50	
Toluene	16,000	410,000	410,000	650	650	42.0	240.0	240.0	12.0	--	(mg/kg)	0.0014	0.0058	<0.113	<0.132	34.90	
Xylene (total)	16,000	410,000	41,000	410	320	5.6	63.0	100.0	150.0	--	(mg/kg)	0.0026	0.0326	<0.113	0.061	54.0	
Acenaphthene	4,700	120,000	120,000	----	----	----	----	----	570.0	0.130	(mg/kg)	<0.005	<0.022	0.031	2.0	3.09	
Acenaphthylene	2,300 <sup>(1)</sup>	61,000 <sup>(1)</sup>	61,000 <sup>(1)</sup>	----	----	----	----	----	24.0 <sup>(1)</sup>	0.070	(mg/kg)	0.045	0.372	0.072	0.240	11.70	
Anthracene	23,000	610,000	610,000	----	----	----	----	----	12,000	0.400	(mg/kg)	0.010	0.060	0.016	0.975	11.0	
Benzo(a)anthracene	0.90	8.0	170.0	----	----	----	----	----	2.0	1.800	(mg/kg)	0.057	0.484	0.019	0.673	6.26	
Benzo(a)pyrene	0.09	0.80	17.0	----	----	----	----	----	8.0	2.100	(mg/kg)	0.067	0.732	0.059	0.545	4.38	
Benzo(b)fluoranthene	0.90	8.0	170.0	----	----	----	----	----	5.0	2.100	(mg/kg)	0.065	0.350	0.082	0.513	4.86	
Benzo(ghi)perylene	2,300 <sup>(1)</sup>	61,000 <sup>(1)</sup>	61,000 <sup>(1)</sup>	----	----	----	----	----	32,000 <sup>(1)</sup>	1.700	(mg/kg)	0.059	0.337	0.053	0.227	1.30	
Benzo(k)fluoranthene	9.0	78.0	1,700	----	----	----	----	----	49.0	1.700	(mg/kg)	0.060	0.368	0.019	0.179	1.93	
Chrysene	88.0	780.0	17,000	----	----	----	----	----	160.0	2.700	(mg/kg)	0.058	0.494	0.018	0.625	5.35	
Dibenzo(a,h)anthracene	0.09	0.80	17.0	----	----	----	----	----	2.0	0.420	(mg/kg)	0.018	0.085	0.015	0.071	0.517	
Fluoranthene	3,100	82,000	82,000	----	----	----	----	----	4,300	4.100	(mg/kg)	0.063	0.467	0.019	1.68	17.0	
Fluorene	3,100	82,000	82,000	----	----	----	----	----	560.0	0.180	(mg/kg)	<0.005	0.022	0.043	1.38	14.2	
Indeno(1,2,3-cd)pyrene	0.90	8.0	170.0	----	----	----	----	----	14.0	1.600	(mg/kg)	0.057	0.259	0.047	0.194	1.43	
Naphthalene	1,600	41,000	4,100	170	270	1.80	34.0	34.0	12.0	0.200	(mg/kg)	0.008	<0.022	<0.008	0.063	52.2	
Phenanthrene	2,300 <sup>(1)</sup>	61,000 <sup>(1)</sup>	61,000 <sup>(1)</sup>	----	----	----	----	----	220 <sup>(1)</sup>	2.500	(mg/kg)	0.032	<0.022	0.008	4.10	36.5	
Pyrene	2,300	61,000	61,000	----	----	----	----	----	4,200	3.000	(mg/kg)	0.072	1.08	0.099	2.03	14.3	

Notes: mg/kg Milligrams per kilogram  
(1) Provisional remediation objective provided by IEPA  
---- No remediation objective has been established by the IEPA for this constituent for this exposure route  
<12 Not detected at the level identified  
Analytical result exceeds one or more Tier 1 RO



**TABLE 3-4  
TIER 1 COMPARISON - BTEX AND PAH RESULTS FOR 3 TO 10 FT DEPTH  
CHAMPAIGN MGP SITE  
CHAMPAIGN, ILLINOIS  
AMERENIP**

Tier 1 Remedial Objectives - Soil											B-501	B-502	B-503	B-504	B-505	B-506	
CONSTITUENT	<i>Ingestion</i>			<i>Inhalation</i>			<i>Indoor Inhalation</i>		Soil Component to Groundwater (Class I)	<i>MSA Background</i> Metropolitan Areas	UNITS/ DEPTH	B-501-8	B-502-7	B-503-10	B-504-7	B-505-6	B-506-7
	Residential	Commercial	Construction	Residential	Commercial	Construction	Residential	Commercial				7/13/2004 7'-8'	7/13/2004 6'-7'	7/13/2004 9'-10'	7/13/2004 6'-7'	7/14/2004 5'-6'	7/22/2004 6'-7'
Benzene	12.0	100	2,300	0.80	1.60	2.20	0.069	0.51	0.030	--	(mg/kg)	0.183	10.9	0.534	20.8	14.5	11.2
Ethylbenzene	7,800	200,000	20,000	400	400	58.0	130.0	130.0	13.0	--	(mg/kg)	0.041	5.66	0.523	145.0	79.8	46.2
Toluene	16,000	410,000	410,000	650	650	42.0	240.0	240.0	12.0	--	(mg/kg)	<0.123	0.22	0.30	10.9	3.8	0.74
Xylene (total)	16,000	410,000	41,000	410	320	5.6	63.0	100.0	150.0	--	(mg/kg)	0.041	11.0	0.837	140.0	69.9	33.7
Acenaphthene	4,700	120,000	120,000	----	----	----	----	----	570.0	0.130	(mg/kg)	0.05	15.5	1.58	594.0	540.0	169.0
Acenaphthylene	2,300 <sup>(1)</sup>	61,000 <sup>(1)</sup>	61,000 <sup>(1)</sup>	----	----	----	----	----	24.0 <sup>(1)</sup>	0.070	(mg/kg)	0.24	2.70	0.316	71.0	81.4	12.30
Anthracene	23,000	610,000	610,000	----	----	----	----	----	12,000	0.400	(mg/kg)	0.18	11.70	1.38	303.0	279.0	71.20
Benzo(a)anthracene	0.90	8.0	170.0	----	----	----	----	----	2.0	1.800	(mg/kg)	0.18	8.70	0.63	169.0	137.0	32.60
Benzo(a)pyrene	0.09	0.80	17.0	----	----	----	----	----	8.0	2.100	(mg/kg)	0.27	4.10	0.515	130.0	141.0	35.20
Benzo(b)fluoranthene	0.90	8.0	170.0	----	----	----	----	----	5.0	2.100	(mg/kg)	0.25	17.60	0.633	110.0	130.0	29.0
Benzo(ghi)perylene	2,300 <sup>(1)</sup>	61,000 <sup>(1)</sup>	61,000 <sup>(1)</sup>	----	----	----	----	----	32,000 <sup>(1)</sup>	1.700	(mg/kg)	0.063	4.0	0.11	<160	31.0	7.19
Benzo(k)fluoranthene	9.0	78.0	1,700	----	----	----	----	----	49.0	1.700	(mg/kg)	0.097	5.60	0.24	<160	45.10	7.42
Chrysene	88.0	780.0	17,000	----	----	----	----	----	160.0	2.700	(mg/kg)	0.17	18.60	0.651	150.0	143.0	33.0
Dibenzo(a,h)anthracene	0.09	0.80	17.0	----	----	----	----	----	2.0	0.420	(mg/kg)	<0.301	1.90	0.045	<160	10.0	2.3
Fluoranthene	3,100	82,000	82,000	----	----	----	----	----	4,300	4.100	(mg/kg)	0.336	16.9	1.85	317.0	294.0	78.4
Fluorene	3,100	82,000	82,000	----	----	----	----	----	560.0	0.180	(mg/kg)	0.328	20.10	1.23	406.0	404.0	90.5
Indeno(1,2,3-cd)pyrene	0.90	8.0	170.0	----	----	----	----	----	14.0	1.600	(mg/kg)	0.064	4.7	0.13	<160.0	35.0	6.0
Naphthalene	1,600	41,000	4,100	170	270	1.80	34.0	34.0	12.0	0.200	(mg/kg)	<0.301	59.40	16.0	2000	2340	794.0
Phenanthrene	2,300 <sup>(1)</sup>	61,000 <sup>(1)</sup>	61,000 <sup>(1)</sup>	----	----	----	----	----	220 <sup>(1)</sup>	2.500	(mg/kg)	0.038	49.60	3.48	1120	923.0	247.0
Pyrene	2,300	61,000	61,000	----	----	----	----	----	4,200	3.000	(mg/kg)	0.502	24.90	1.52	436	405.0	114.0

Notes: mg/kg Milligrams per kilogram  
 (1) Provisional remediation objective provided by IEPA  
 ---- No remediation objective has been established by the IEPA for this constituent for this exposure route  
 <12 Not detected at the level identified  
 Analytical result exceeds one or more Tier 1 RO

**TABLE 3-4  
TIER 1 COMPARISON - BTEX AND PAH RESULTS FOR 3 TO 10 FT DEPTH  
CHAMPAIGN MGP SITE  
CHAMPAIGN, ILLINOIS  
AMERENIP**

Tier 1 Remedial Objectives - Soil											B-507	B-508	B-509	B-510	B-512	B-513	
CONSTITUENT	<i>Ingestion</i>			<i>Inhalation</i>			<i>Indoor Inhalation</i>		Soil Component to Groundwater (Class I)	<i>MSA Background</i> Metropolitan Areas	UNITS/ DEPTH	B-507-8	B-508-9	B-509-8	B-510-5	B-512-8	B-513-8
	Residential	Commercial	Construction	Residential	Commercial	Construction	Residential	Commercial				7/21/2004 7'-8'	7/19/2004 8'-9'	7/21/2004 7'-8'	7/12/2004 4'-5'	7/12/2004 7'-8'	7/12/2004 7'-8'
Benzene	12.0	100	2,300	0.80	1.60	2.20	0.069	0.51	0.030	--	(mg/kg)	3.51	2.08	0.0046	0.0043	<0.0244	<0.0202
Ethylbenzene	7,800	200,000	20,000	400	400	58.0	130.0	130.0	13.0	--	(mg/kg)	22.2	33.1	0.0038	<0.0049	<0.0122	0.036
Toluene	16,000	410,000	410,000	650	650	42.0	240.0	240.0	12.0	--	(mg/kg)	0.28	0.575	0.0014	0.0017	<0.0122	<0.101
Xylene (total)	16,000	410,000	41,000	410	320	5.6	63.0	100.0	150.0	--	(mg/kg)	16.6	24.3	0.012	0.0013	<0.0122	0.044
Acenaphthene	4,700	120,000	120,000	----	----	----	----	----	570.0	0.130	(mg/kg)	52.90	50.90	9.76	<0.313	0.30	1.58
Acenaphthylene	2,300 <sup>(1)</sup>	61,000 <sup>(1)</sup>	61,000 <sup>(1)</sup>	----	----	----	----	----	24.0 <sup>(1)</sup>	0.070	(mg/kg)	3.58	5.80	4.69	0.150	<0.442	2.04
Anthracene	23,000	610,000	610,000	----	----	----	----	----	12,000	0.400	(mg/kg)	24.20	22.30	7.21	0.067	0.15	2.78
Benzo(a)anthracene	0.90	8.0	170.0	----	----	----	----	----	2.0	1.800	(mg/kg)	9.46	11.80	9.37	0.498	<0.442	1.15
Benzo(a)pyrene	0.09	0.80	17.0	----	----	----	----	----	8.0	2.100	(mg/kg)	11.6	10.00	8.67	0.509	<0.442	0.954
Benzo(b)fluoranthene	0.90	8.0	170.0	----	----	----	----	----	5.0	2.100	(mg/kg)	7.86	7.90	6.81	0.707	<0.442	0.822
Benzo(ghi)perylene	2,300 <sup>(1)</sup>	61,000 <sup>(1)</sup>	61,000 <sup>(1)</sup>	----	----	----	----	----	32,000 <sup>(1)</sup>	1.700	(mg/kg)	2.41	4.5	2.85	0.28	<0.442	0.42
Benzo(k)fluoranthene	9.0	78.0	1,700	----	----	----	----	----	49.0	1.700	(mg/kg)	2.32	3.1	2.54	0.22	<0.442	0.28
Chrysene	88.0	780.0	17,000	----	----	----	----	----	160.0	2.700	(mg/kg)	8.79	<11.1	9.0	0.589	<0.442	1.09
Dibenzo(a,h)anthracene	0.09	0.80	17.0	----	----	----	----	----	2.0	0.420	(mg/kg)	0.72	<11.1	<2.25	0.074	<0.442	0.11
Fluoranthene	3,100	82,000	82,000	----	----	----	----	----	4,300	4.100	(mg/kg)	26.50	23.10	17.80	0.652	<0.442	2.07
Fluorene	3,100	82,000	82,000	----	----	----	----	----	560.0	0.180	(mg/kg)	34.60	29.5	12.70	0.048	0.31	4.23
Indeno(1,2,3-cd)pyrene	0.90	8.0	170.0	----	----	----	----	----	14.0	1.600	(mg/kg)	2.31	3.5	2.36	0.23	<0.442	0.43
Naphthalene	1,600	41,000	4,100	170	270	1.80	34.0	34.0	12.0	0.200	(mg/kg)	171.0	143.0	<2.25	0.033	<0.442	<0.660
Phenanthrene	2,300 <sup>(1)</sup>	61,000 <sup>(1)</sup>	61,000 <sup>(1)</sup>	----	----	----	----	----	220 <sup>(1)</sup>	2.500	(mg/kg)	77.20	63.60	37.40	0.21	0.644	9.26
Pyrene	2,300	61,000	61,000	----	----	----	----	----	4,200	3.000	(mg/kg)	37.0	32.90	25.20	1.04	0.15	3.17

Notes: mg/kg Milligrams per kilogram  
 (1) Provisional remediation objective provided by IEPA  
 ---- No remediation objective has been established by the IEPA for this constituent for this exposure route  
 <12 Not detected at the level identified  
 Analytical result exceeds one or more Tier 1 RO

**TABLE 3-4**  
**TIER 1 COMPARISON - BTEX AND PAH RESULTS FOR 3 TO 10 FT DEPTH**  
**CHAMPAIGN MGP SITE**  
**CHAMPAIGN, ILLINOIS**  
**AMERENIP**

Tier 1 Remedial Objectives - Soil											B-514	B-515	B-516	B-550	B-551	B-553	
CONSTITUENT	<i>Ingestion</i>			<i>Inhalation</i>			<i>Indoor Inhalation</i>		Soil Component to Groundwater (Class I)	<i>MSA Background Metropolitan Areas</i>	UNITS/DEPTH	B-514-8	B-515-7	B-516-5	B-550-9	B-551-10	B-553-6
	Residential	Commercial	Construction	Residential	Commercial	Construction	Residential	Commercial				7/22/2004 7'-8'	7/16/2004 6'-7'	7/22/2004 4'-5'	7/20/2004 8'-9'	7/15/2004 9'-10'	7/14/2004 5'-6'
Benzene	12.0	100	2,300	0.80	1.60	2.20	0.069	0.51	0.030	--	(mg/kg)	3.10	9.03	0.656	0.61	1.26	4.05
Ethylbenzene	7,800	200,000	20,000	400	400	58.0	130.0	130.0	13.0	--	(mg/kg)	23.5	59.1	4.72	1.26	13.6	20.8
Toluene	16,000	410,000	410,000	650	650	42.0	240.0	240.0	12.0	--	(mg/kg)	0.446	2.45	0.289	0.055	0.069	0.811
Xylene (total)	16,000	410,000	41,000	410	320	5.6	63.0	100.0	150.0	--	(mg/kg)	19.8	40.7	1.48	0.623	5.72	19.3
Acenaphthene	4,700	120,000	120,000	----	----	----	----	----	570.0	0.130	(mg/kg)	48.10	268.0	7.5	5.33	23.30	280.0
Acenaphthylene	2,300 <sup>(1)</sup>	61,000 <sup>(1)</sup>	61,000 <sup>(1)</sup>	----	----	----	----	----	24.0 <sup>(1)</sup>	0.070	(mg/kg)	8.83	34.20	4.97	0.791	3.00	27.0
Anthracene	23,000	610,000	610,000	----	----	----	----	----	12,000	0.400	(mg/kg)	19.30	103.0	3.75	2.63	13.30	166.0
Benzo(a)anthracene	0.90	8.0	170.0	----	----	----	----	----	2.0	1.800	(mg/kg)	10.80	64.70	7.19	1.57	9.62	119.0
Benzo(a)pyrene	0.09	0.80	17.0	----	----	----	----	----	8.0	2.100	(mg/kg)	12.90	88.20	15.50	1.83	12.30	125.0
Benzo(b)fluoranthene	0.90	8.0	170.0	----	----	----	----	----	5.0	2.100	(mg/kg)	8.94	66.30	13.30	1.39	11.0	131.0
Benzo(ghi)perylene	2,300 <sup>(1)</sup>	61,000 <sup>(1)</sup>	61,000 <sup>(1)</sup>	----	----	----	----	----	32,000 <sup>(1)</sup>	1.700	(mg/kg)	2.75	25.90	4.98	0.41	3.50	29.0
Benzo(k)fluoranthene	9.0	78.0	1,700	----	----	----	----	----	49.0	1.700	(mg/kg)	2.59	24.90	4.25	0.41	4.20	50.5
Chrysene	88.0	780.0	17,000	----	----	----	----	----	160.0	2.700	(mg/kg)	10.20	73.50	8.45	1.58	10.10	116.0
Dibenzo(a,h)anthracene	0.09	0.80	17.0	----	----	----	----	----	2.0	0.420	(mg/kg)	0.85	11.0	1.30	0.16	1.0	9.7
Fluoranthene	3,100	82,000	82,000	----	----	----	----	----	4,300	4.100	(mg/kg)	23.60	148.0	7.63	2.60	20.50	302.0
Fluorene	3,100	82,000	82,000	----	----	----	----	----	560.0	0.180	(mg/kg)	36.30	146.0	5.51	4.35	15.20	179.0
Indeno(1,2,3-cd)pyrene	0.90	8.0	170.0	----	----	----	----	----	14.0	1.600	(mg/kg)	2.69	26.70	4.47	0.37	3.70	34.0
Naphthalene	1,600	41,000	4,100	170	270	1.80	34.0	34.0	12.0	0.200	(mg/kg)	105.0	509.0	23.90	2.70	46.30	877.0
Phenanthrene	2,300 <sup>(1)</sup>	61,000 <sup>(1)</sup>	61,000 <sup>(1)</sup>	----	----	----	----	----	220 <sup>(1)</sup>	2.500	(mg/kg)	71.5	341.0	11.60	9.57	40.80	535.0
Pyrene	2,300	61,000	61,000	----	----	----	----	----	4,200	3.000	(mg/kg)	33.0	192.0	14.50	3.85	21.40	335.0

Notes: mg/kg Milligrams per kilogram  
(1) Provisional remediation objective provided by IEPA  
---- No remediation objective has been established by the IEPA for this constituent for this exposure route  
<12 Not detected at the level identified  
Analytical result exceeds one or more Tier 1 RO

**TABLE 3-4  
TIER 1 COMPARISON - BTEX AND PAH RESULTS FOR 3 TO 10 FT DEPTH  
CHAMPAIGN MGP SITE  
CHAMPAIGN, ILLINOIS  
AMERENIP**

Tier 1 Remedial Objectives - Soil											B-554	B-556	B-557	TP-501	TP-503A	TP-507	
CONSTITUENT	<i>Ingestion</i>			<i>Inhalation</i>			<i>Indoor Inhalation</i>		Soil Component to Groundwater (Class I)	MSA Background Metropolitan Areas	UNITS/DEPTH	B-554-10	B-556-6	B-557-10	TP-501-7	TP-503A-3.5	TP-507-3.5
	Residential	Commercial	Construction	Residential	Commercial	Construction	Residential	Commercial				7/15/2004 9'-10'	7/20/2004 5'-6'	7/20/2004 9'-10'	7/8/2004 7'	7/8/2004 3.5'	7/7/2004 3.5'
Benzene	12.0	100	2,300	0.80	1.60	2.20	0.069	0.51	0.030	--	(mg/kg)	0.765	2.77	0.0071	0.438	12.8	13.2
Ethylbenzene	7,800	200,000	20,000	400	400	58.0	130.0	130.0	13.0	--	(mg/kg)	3.91	19.9	0.0074	30.6	14.6	64.1
Toluene	16,000	410,000	410,000	650	650	42.0	240.0	240.0	12.0	--	(mg/kg)	2.7	<1.03	0.002	<0.220	2.56	3.75
Xylene (total)	16,000	410,000	41,000	410	320	5.6	63.0	100.0	150.0	--	(mg/kg)	6.12	12.2	0.0134	16.6	14.9	92.6
Acenaphthene	4,700	120,000	120,000	----	----	----	----	----	570.0	0.130	(mg/kg)	77.40	63.90	0.319	18.0	3.0	55.0
Acenaphthylene	2,300 <sup>(1)</sup>	61,000 <sup>(1)</sup>	61,000 <sup>(1)</sup>	----	----	----	----	----	24.0 <sup>(1)</sup>	0.070	(mg/kg)	7.30	4.20	0.130	6.80	0.78	57.0
Anthracene	23,000	610,000	610,000	----	----	----	----	----	12,000	0.400	(mg/kg)	29.40	27.70	0.183	8.10	0.87	30.0
Benzo(a)anthracene	0.90	8.0	170.0	----	----	----	----	----	2.0	1.800	(mg/kg)	12.80	12.10	0.141	4.70	1.50	23.0
Benzo(a)pyrene	0.09	0.80	17.0	----	----	----	----	----	8.0	2.100	(mg/kg)	14.50	12.30	0.163	5.20	2.90	21.0
Benzo(b)fluoranthene	0.90	8.0	170.0	----	----	----	----	----	5.0	2.100	(mg/kg)	12.80	8.70	0.133	2.30	1.50	12.0
Benzo(ghi)perylene	2,300 <sup>(1)</sup>	61,000 <sup>(1)</sup>	61,000 <sup>(1)</sup>	----	----	----	----	----	32,000 <sup>(1)</sup>	1.700	(mg/kg)	2.20	5.0	0.054	1.30	1.30	7.90
Benzo(k)fluoranthene	9.0	78.0	1,700	----	----	----	----	----	49.0	1.700	(mg/kg)	4.70	2.40	0.039	1.60	0.75	6.90
Chrysene	88.0	780.0	17,000	----	----	----	----	----	160.0	2.700	(mg/kg)	13.80	13.0	0.142	5.70	1.70	27.0
Dibenzo(a,h)anthracene	0.09	0.80	17.0	----	----	----	----	----	2.0	0.420	(mg/kg)	0.79	1.30	0.02	1.20	<0.110	<0.093
Fluoranthene	3,100	82,000	82,000	----	----	----	----	----	4,300	4.100	(mg/kg)	31.90	27.30	0.334	20.0	2.90	89.0
Fluorene	3,100	82,000	82,000	----	----	----	----	----	560.0	0.180	(mg/kg)	41.70	26.40	0.199	13.0	0.75	49.0
Indeno(1,2,3-cd)pyrene	0.90	8.0	170.0	----	----	----	----	----	14.0	1.600	(mg/kg)	1.90	4.30	0.048	1.50	1.40	7.20
Naphthalene	1,600	41,000	4,100	170	270	1.80	34.0	34.0	12.0	0.200	(mg/kg)	1.80	205.0	0.014	18.0	9.20	240.0
Phenanthrene	2,300 <sup>(1)</sup>	61,000 <sup>(1)</sup>	61,000 <sup>(1)</sup>	----	----	----	----	----	220 <sup>(1)</sup>	2.500	(mg/kg)	90.70	90.0	1.11	32.0	2.90	140.0
Pyrene	2,300	61,000	61,000	----	----	----	----	----	4,200	3.000	(mg/kg)	42.40	40.40	0.499	14.0	2.70	63.0

Notes: mg/kg Milligrams per kilogram  
 (1) Provisional remediation objective provided by IEPA  
 ---- No remediation objective has been established by the IEPA for this constituent for this exposure route  
 <12 Not detected at the level identified  
 Analytical result exceeds one or more Tier 1 RO

**TABLE 3-4  
TIER 1 COMPARISON - BTEX AND PAH RESULTS FOR 3 TO 10 FT DEPTH  
CHAMPAIGN MGP SITE  
CHAMPAIGN, ILLINOIS  
AMERENIP**

Tier 1 Remedial Objectives - Soil											TP-508	UTB-14	UTB-15	UTB-20	UTB-21	UTB-22	
CONSTITUENT	Ingestion			Inhalation			Indoor Inhalation		Soil Component to Groundwater (Class I)	MSA Background Metropolitan Areas	UNITS/DEPTH	TP-508-4	UTB-14-01	UTB-15-S01	UTB-20-S01	UTB-21-S01	UTB-22-S01
	Residential	Commercial	Construction	Residential	Commercial	Construction	Residential	Commercial				7/8/2004	12/5/1990	12/13/1991	12/11/1991	12/12/1991	12/12/1991
Benzene	12.0	100	2,300	0.80	1.60	2.20	0.069	0.51	0.030	--	(mg/kg)	6.4	<0.310	0.36	<0.310	<3.100	<0.310
Ethylbenzene	7,800	200,000	20,000	400	400	58.0	130.0	130.0	13.0	--	(mg/kg)	57.0	<0.310	1.80	<0.310	20.0	<0.310
Toluene	16,000	410,000	410,000	650	650	42.0	240.0	240.0	12.0	--	(mg/kg)	7.34	<0.310	<0.310	<0.310	8.8	<0.310
Xylene (total)	16,000	410,000	41,000	410	320	5.6	63.0	100.0	150.0	--	(mg/kg)	76.0	0.33	1.70	<0.310	<3.100	<0.310
Acenaphthene	4,700	120,000	120,000	----	----	----	----	----	570.0	0.130	(mg/kg)	330.0	38.0	32.0	0.12	46.0	<1.3
Acenaphthylene	2,300 <sup>(1)</sup>	61,000 <sup>(1)</sup>	61,000 <sup>(1)</sup>	----	----	----	----	----	24.0 <sup>(1)</sup>	0.070	(mg/kg)	240.0	<19.0	<16.0	0.16	1.30	<1.3
Anthracene	23,000	610,000	610,000	----	----	----	----	----	12,000	0.400	(mg/kg)	110.0	34.0	15.0	<0.007	29.0	<1.3
Benzo(a)anthracene	0.90	8.0	170.0	----	----	----	----	----	2.0	1.800	(mg/kg)	64.0	24.0	8.70	0.066	17.0	<1.3
Benzo(a)pyrene	0.09	0.80	17.0	----	----	----	----	----	8.0	2.100	(mg/kg)	50.0	20.0	<16.0	<0.0077	12.0	<1.3
Benzo(b)fluoranthene	0.90	8.0	170.0	----	----	----	----	----	5.0	2.100	(mg/kg)	56.0	22.0	<16.0	<0.001	12.0	<1.3
Benzo(ghi)perylene	2,300 <sup>(1)</sup>	61,000 <sup>(1)</sup>	61,000 <sup>(1)</sup>	----	----	----	----	----	32,000 <sup>(1)</sup>	1.700	(mg/kg)	13.0	<19.0	<16.0	<0.0047	10.0	<1.3
Benzo(k)fluoranthene	9.0	78.0	1,700	----	----	----	----	----	49.0	1.700	(mg/kg)	13.0	<19.0	<16.0	<0.0004	<0.660	<1.3
Chrysene	88.0	780.0	17,000	----	----	----	----	----	160.0	2.700	(mg/kg)	66.0	26.0	<16.0	<0.001	11.0	<1.3
Dibenzo(a,h)anthracene	0.09	0.80	17.0	----	----	----	----	----	2.0	0.420	(mg/kg)	9.10	<19.0	<16.0	<0.0028	<0.660	<1.3
Fluoranthene	3,100	82,000	82,000	----	----	----	----	----	4,300	4.100	(mg/kg)	300.0	46.0	16.0	0.10	26.0	<1.3
Fluorene	3,100	82,000	82,000	----	----	----	----	----	560.0	0.180	(mg/kg)	210.0	38.0	18.0	<0.0006	27.0	0.69
Indeno(1,2,3-cd)pyrene	0.90	8.0	170.0	----	----	----	----	----	14.0	1.600	(mg/kg)	14.0	<19.0	5.10	<0.001	8.50	<1.3
Naphthalene	1,600	41,000	4,100	170	270	1.80	34.0	34.0	12.0	0.200	(mg/kg)	710.0	22.0	120.0	<0.005	320.0	<1.3
Phenanthrene	2,300 <sup>(1)</sup>	61,000 <sup>(1)</sup>	61,000 <sup>(1)</sup>	----	----	----	----	----	220 <sup>(1)</sup>	2.500	(mg/kg)	500.0	96.0	54.0	<0.005	120.0	1.50
Pyrene	2,300	61,000	61,000	----	----	----	----	----	4,200	3.000	(mg/kg)	180.0	48.0	23.0	0.14	58.0	<1.3

Notes: mg/kg Milligrams per kilogram  
 (1) Provisional remediation objective provided by IEPA  
 ---- No remediation objective has been established by the IEPA for this constituent for this exposure route  
 <12 Not detected at the level identified  
 Analytical result exceeds one or more Tier 1 RO

**TABLE 3-4  
TIER 1 COMPARISON - BTEX AND PAH RESULTS FOR 3 TO 10 FT DEPTH  
CHAMPAIGN MGP SITE  
CHAMPAIGN, ILLINOIS  
AMERENIP**

CONSTITUENT	Tier 1 Remedial Objectives - Soil									Soil Component to Groundwater (Class I)	MSA Background Metropolitan Areas	UNITS/DEPTH	UTB-23	UTB-24	UTB-25	UTB-26	UTB-27
	Residential	Ingestion			Inhalation			Indoor Inhalation					UTB-23-S01	UTB-24-S01	UTB-25-S01	UTB-26-S01	UTB-27-S01
		Commercial	Construction	Residential	Commercial	Construction	Residential	Commercial	12/14/1991 6'-8'				12/15/1991 6'-8'	12/14/1991 9'-11'	12/15/1991 6'-8'	12/16/1991 6'-8'	
Benzene	12.0	100	2,300	0.80	1.60	2.20	0.069	0.51	0.030	--	(mg/kg)	56.0	<3.100	2.70	0.58	12.0	
Ethylbenzene	7,800	200,000	20,000	400	400	58.0	130.0	130.0	13.0	--	(mg/kg)	82.0	8.20	9.50	22.0	7.4	
Toluene	16,000	410,000	410,000	650	650	42.0	240.0	240.0	12.0	--	(mg/kg)	54.0	<3.100	4.0	<0.310	22.0	
Xylene (total)	16,000	410,000	41,000	410	320	5.6	63.0	100.0	150.0	--	(mg/kg)	100.0	5.60	12.0	2.30	35.0	
Acenaphthene	4,700	120,000	120,000	----	----	----	----	----	570.0	0.130	(mg/kg)	390.0	100.0	53.0	17.0	37.0	
Acenaphthylene	2,300 <sup>(1)</sup>	61,000 <sup>(1)</sup>	61,000 <sup>(1)</sup>	----	----	----	----	----	24.0 <sup>(1)</sup>	0.070	(mg/kg)	<160	<82	13.0	<3.3	12.0	
Anthracene	23,000	610,000	610,000	----	----	----	----	----	12,000	0.400	(mg/kg)	230.0	<82	37.0	8.10	45.0	
Benzo(a)anthracene	0.90	8.0	170.0	----	----	----	----	----	2.0	1.800	(mg/kg)	160.0	<82	13.0	4.30	36.0	
Benzo(a)pyrene	0.09	0.80	17.0	----	----	----	----	----	8.0	2.100	(mg/kg)	<160	<82	6.80	4.30	14.0	
Benzo(b)fluoranthene	0.90	8.0	170.0	----	----	----	----	----	5.0	2.100	(mg/kg)	<160	<82	5.20	<3.3	13.0	
Benzo(ghi)perylene	2,300 <sup>(1)</sup>	61,000 <sup>(1)</sup>	61,000 <sup>(1)</sup>	----	----	----	----	----	32,000 <sup>(1)</sup>	1.700	(mg/kg)	<160	<82	5.60	<3.3	11.0	
Benzo(k)fluoranthene	9.0	78.0	1,700	----	----	----	----	----	49.0	1.700	(mg/kg)	<160	<82	2.0	<3.3	4.80	
Chrysene	88.0	780.0	17,000	----	----	----	----	----	160.0	2.700	(mg/kg)	160.0	<82	8.10	4.10	22.0	
Dibenzo(a,h)anthracene	0.09	0.80	17.0	----	----	----	----	----	2.0	0.420	(mg/kg)	<160	<82	1.30	<3.3	2.30	
Fluoranthene	3,100	82,000	82,000	----	----	----	----	----	4,300	4.100	(mg/kg)	360.0	68.0	51.0	9.50	49.0	
Fluorene	3,100	82,000	82,000	----	----	----	----	----	560.0	0.180	(mg/kg)	370.0	57.0	38.0	8.80	35.0	
Indeno(1,2,3-cd)pyrene	0.90	8.0	170.0	----	----	----	----	----	14.0	1.600	(mg/kg)	<160	<82	5.40	<3.3	15.0	
Naphthalene	1,600	41,000	4,100	170	270	1.80	34.0	34.0	12.0	0.200	(mg/kg)	2600.0	490.0	380.0	45.0	120.0	
Phenanthrene	2,300 <sup>(1)</sup>	61,000 <sup>(1)</sup>	61,000 <sup>(1)</sup>	----	----	----	----	----	220 <sup>(1)</sup>	2.500	(mg/kg)	1000.0	56.0	68.0	27.0	180.0	
Pyrene	2,300	61,000	61,000	----	----	----	----	----	4,200	3.000	(mg/kg)	630.0	110.0	34.0	17.0	103.0	

Notes: mg/kg Milligrams per kilogram  
 (1) Provisional remediation objective provided by IEPA  
 ---- No remediation objective has been established by the IEPA for this constituent for this exposure route  
 <12 Not detected at the level identified  
 Analytical result exceeds one or more Tier 1 RO

**TABLE 3-5  
TIER 1 COMPARISON - BTEX AND PAH RESULTS FOR GREATER THAN 10 FT DEPTH  
CHAMPAIGN MGP SITE  
CHAMPAIGN, ILLINOIS  
AMERENIP**

CONSTITUENT	Tier 1 Remediation Objectives - Soil									Soil Component to Groundwater (Class I)	MSA Background Metropolitan Areas	UNITS/ DEPTH	B-814	B-816	B-818	B-822	B-822
	Ingestion			Inhalation			Indoor Inhalation						B814 (17.0-18.0')	B816 (19.0-21.0')	B818 (13.0-15.0')	B822 (13.0-15.0')	B822 (27.0-28.0')
	Residential	Commercial	Construction	Residential	Commercial	Construction	Residential	Commercial	Construction				4/1/2008 17.0-18.0	4/1/2008 19.0-21.0	4/1/2008 13.0-15.0	4/1/2008 13.0-15.0	4/1/2008 27.0-28.0
Benzene	12.0	100	2,300	0.80	1.60	2.20	0.069	0.51	0.030	--	(mg/kg)	0.002	0.0009	0.0436	0.0038	0.0025	
Ethylbenzene	7,800	200,000	20,000	400	400	58.0	130.0	130.0	13.0	--	(mg/kg)	<0.0062	<0.0042	0.205	0.0026	0.0032	
Toluene	16,000	410,000	410,000	650	650	42.0	240.0	240.0	12.0	--	(mg/kg)	0.0025	0.0011	0.042	0.0032	0.0025	
Xylene (total)	16,000	410,000	41,000	410	320	5.6	63.0	100.0	150.0	--	(mg/kg)	0.0017	<0.0042	0.972	0.0049	0.002	
Acenaphthene	4,700	120,000	120,000	----	----	----	----	----	570.0	0.130	(mg/kg)	<0.004	<0.004	1.75	<0.004	<0.004	
Acenaphthylene	2,300 <sup>(1)</sup>	61,000 <sup>(1)</sup>	61,000 <sup>(1)</sup>	----	----	----	----	----	24.0 <sup>(1)</sup>	0.070	(mg/kg)	<0.004	<0.004	1.06	<0.004	<0.004	
Anthracene	23,000	610,000	610,000	----	----	----	----	----	12,000	0.400	(mg/kg)	<0.004	<0.004	1.48	<0.004	<0.004	
Benzo(a)anthracene	0.90	8.0	170.0	----	----	----	----	----	2.0	1.800	(mg/kg)	<0.004	<0.004	1.06	<0.004	<0.004	
Benzo(a)pyrene	0.09	0.80	17.0	----	----	----	----	----	8.0	2.100	(mg/kg)	<0.004	<0.004	1.42	<0.004	<0.004	
Benzo(b)fluoranthene	0.90	8.0	170.0	----	----	----	----	----	5.0	2.100	(mg/kg)	<0.004	<0.004	1.1	<0.004	<0.004	
Benzo(ghi)perylene	2,300 <sup>(1)</sup>	61,000 <sup>(1)</sup>	61,000 <sup>(1)</sup>	----	----	----	----	----	32,000 <sup>(1)</sup>	1.700	(mg/kg)	0.004	<0.004	0.739	<0.004	<0.004	
Benzo(k)fluoranthene	9.0	78.0	1,700	----	----	----	----	----	49.0	1.700	(mg/kg)	<0.004	<0.004	0.35	<0.004	<0.004	
Chrysene	88.0	780.0	17,000	----	----	----	----	----	160.0	2.700	(mg/kg)	<0.004	<0.004	1.12	<0.004	<0.004	
Dibenzo(a,h)anthracene	0.09	0.80	17.0	----	----	----	----	----	2.0	0.420	(mg/kg)	<0.004	<0.004	0.179	<0.004	<0.004	
Fluoranthene	3,100	82,000	82,000	----	----	----	----	----	4,300	4.100	(mg/kg)	<0.004	<0.004	2.27	<0.004	<0.004	
Fluorene	3,100	82,000	82,000	----	----	----	----	----	560.0	0.180	(mg/kg)	<0.004	<0.004	1.36	<0.004	<0.004	
Indeno(1,2,3-cd)pyrene	0.90	8.0	170.0	----	----	----	----	----	14.0	1.600	(mg/kg)	<0.004	<0.004	0.564	<0.004	<0.004	
Naphthalene	1,600	41,000	4,100	170	270	1.80	34.0	34.0	12.0	0.200	(mg/kg)	<0.004	<0.004	8.10	0.007	<0.004	
Phenanthrene	2,300 <sup>(1)</sup>	61,000 <sup>(1)</sup>	61,000 <sup>(1)</sup>	----	----	----	----	----	220 <sup>(1)</sup>	2.500	(mg/kg)	<0.004	<0.004	5.23	<0.004	<0.004	
Pyrene	2,300	61,000	61,000	----	----	----	----	----	4,200	3.000	(mg/kg)	0.004	<0.004	3.34	<0.004	<0.004	

Notes: mg/kg Milligrams per kilogram  
 (1) Provisional remediation objective provided by IEPA  
 ---- No remediation objective has been established by the IEPA for this constituent for this exposure route  
 <12 Not detected at the level identified  
 Analytical result exceeds one or more Tier 1 RO

**TABLE 3-5  
TIER 1 COMPARISON - BTEX AND PAH RESULTS FOR GREATER THAN 10 FT DEPTH  
CHAMPAIGN MGP SITE  
CHAMPAIGN, ILLINOIS  
AMERENIP**

CONSTITUENT	Tier 1 Remediation Objectives - Soil									Soil Component to Groundwater (Class I)	MSA Background Metropolitan Areas	UNITS/ DEPTH	B-823	B-827	B-829	B-833	B-833
	Ingestion			Inhalation			Indoor Inhalation						B823 (13.0-15.0')	B827 (12.0-13.0')	B829 (21.0-22.0')	B833(10.0-12.0')	B833(25.0-26.0')
	Residential	Commercial	Construction	Residential	Commercial	Construction	Residential	Commercial	Construction				4/1/2008 13.0-15.0	4/2/2008 12.0-13.0	4/2/2008 21.0-22.0	4/2/2008 10.0-12.0	4/2/2008 25.0-26.0
Benzene	12.0	100	2,300	0.80	1.60	2.20	0.069	0.51	0.030	--	(mg/kg)	0.0024	0.0048	14.0	15.3	3.19	
Ethylbenzene	7,800	200,000	20,000	400	400	58.0	130.0	130.0	13.0	--	(mg/kg)	0.0058	0.0073	<0.0056	6.810	7.16	
Toluene	16,000	410,000	410,000	650	650	42.0	240.0	240.0	12.0	--	(mg/kg)	0.0049	0.0084	0.0023	42.90	29.4	
Xylene (total)	16,000	410,000	41,000	410	320	5.6	63.0	100.0	150.0	--	(mg/kg)	0.0087	0.0141	0.0021	68.20	75.1	
Acenaphthene	4,700	120,000	120,000	----	----	----	----	----	570.0	0.130	(mg/kg)	0.160	0.184	<0.004	10.1	0.091	
Acenaphthylene	2,300 <sup>(1)</sup>	61,000 <sup>(1)</sup>	61,000 <sup>(1)</sup>	----	----	----	----	----	24.0 <sup>(1)</sup>	0.070	(mg/kg)	0.471	0.354	<0.004	41.50	0.669	
Anthracene	23,000	610,000	610,000	----	----	----	----	----	12,000	0.400	(mg/kg)	0.602	0.056	<0.004	35.0	0.078	
Benzo(a)anthracene	0.90	8.0	170.0	----	----	----	----	----	2.0	1.800	(mg/kg)	0.559	0.131	<0.004	20.5	0.013	
Benzo(a)pyrene	0.09	0.80	17.0	----	----	----	----	----	8.0	2.100	(mg/kg)	0.570	0.074	<0.004	14.9	0.009	
Benzo(b)fluoranthene	0.90	8.0	170.0	----	----	----	----	----	5.0	2.100	(mg/kg)	0.279	0.076	<0.004	15.5	0.01	
Benzo(ghi)perylene	2,300 <sup>(1)</sup>	61,000 <sup>(1)</sup>	61,000 <sup>(1)</sup>	----	----	----	----	----	32,000 <sup>(1)</sup>	1.700	(mg/kg)	0.247	0.038	<0.004	4.68	0.006	
Benzo(k)fluoranthene	9.0	78.0	1,700	----	----	----	----	----	49.0	1.700	(mg/kg)	0.297	0.028	<0.004	6.04	0.004	
Chrysene	88.0	780.0	17,000	----	----	----	----	----	160.0	2.700	(mg/kg)	0.524	0.131	<0.004	19.30	0.012	
Dibenzo(a,h)anthracene	0.09	0.80	17.0	----	----	----	----	----	2.0	0.420	(mg/kg)	0.064	0.010	<0.004	2.20	<0.004	
Fluoranthene	3,100	82,000	82,000	----	----	----	----	----	4,300	4.100	(mg/kg)	0.983	0.402	<0.004	52.7	0.038	
Fluorene	3,100	82,000	82,000	----	----	----	----	----	560.0	0.180	(mg/kg)	0.516	0.366	<0.004	44.9	0.299	
Indeno(1,2,3-cd)pyrene	0.90	8.0	170.0	----	----	----	----	----	14.0	1.600	(mg/kg)	0.193	0.031	<0.004	5.10	0.004	
Naphthalene	1,600	41,000	4,100	170	270	1.80	34.0	34.0	12.0	0.200	(mg/kg)	<0.020	0.009	<0.004	201.0	4.64	
Phenanthrene	2,300 <sup>(1)</sup>	61,000 <sup>(1)</sup>	61,000 <sup>(1)</sup>	----	----	----	----	----	220 <sup>(1)</sup>	2.500	(mg/kg)	2.48	0.023	<0.004	106.0	0.249	
Pyrene	2,300	61,000	61,000	----	----	----	----	----	4,200	3.000	(mg/kg)	1.49	0.553	<0.004	45.0	0.031	

Notes: mg/kg Milligrams per kilogram  
 (1) Provisional remediation objective provided by IEPA  
 ---- No remediation objective has been established by the IEPA for this constituent for this exposure route  
 <12 Not detected at the level identified  
 Analytical result exceeds one or more Tier 1 RO



**TABLE 3-5  
TIER 1 COMPARISON - BTEX AND PAH RESULTS FOR GREATER THAN 10 FT DEPTH  
CHAMPAIGN MGP SITE  
CHAMPAIGN, ILLINOIS  
AMERENIP**

CONSTITUENT	Tier 1 Remediation Objectives - Soil									Soil Component to Groundwater (Class I)	MSA Background Metropolitan Areas	UNITS/ DEPTH	B-833	B-835	B-501	B-501	B-502	B-502
	Ingestion			Inhalation			Indoor Inhalation						B833(31.0-32.0')	B835 (28.0-29.0')	B-501-15	B-501-24	B-502-12	B-502-24
	Residential	Commercial	Construction	Residential	Commercial	Construction	Residential	Commercial	Construction				4/2/2008 31.0-32.0	4/3/2008 29.0-29.0	7/13/2004 14'-15'	7/13/2004 23'-24'	7/13/2004 11'-12'	7/21/2004 23'-24'
Benzene	12.0	100	2,300	0.80	1.60	2.20	0.069	0.51	0.030	--	(mg/kg)	0.006	29.6	16.40	0.0016	30.3	0.423	
Ethylbenzene	7,800	200,000	20,000	400	400	58.0	130.0	130.0	13.0	--	(mg/kg)	0.0013	15.20	2.42	<0.0037	25.3	<0.0192	
Toluene	16,000	410,000	410,000	650	650	42.0	240.0	240.0	12.0	--	(mg/kg)	0.0056	59.10	6.90	0.0016	108.0	<0.0192	
Xylene (total)	16,000	410,000	41,000	410	320	5.6	63.0	100.0	150.0	--	(mg/kg)	0.0037	78.10	16.9	0.002	226.0	<0.0192	
Acenaphthene	4,700	120,000	120,000	----	----	----	----	----	570.0	0.130	(mg/kg)	0.021	2.47	38.60	<0.388	36.0	<0.011	
Acenaphthylene	2,300 <sup>(1)</sup>	61,000 <sup>(1)</sup>	61,000 <sup>(1)</sup>	----	----	----	----	----	24.0 <sup>(1)</sup>	0.070	(mg/kg)	0.023	13.0	57.70	<0.388	50.30	<0.011	
Anthracene	23,000	610,000	610,000	----	----	----	----	----	12,000	0.400	(mg/kg)	0.043	8.24	130.0	<0.388	64.50	<0.011	
Benzo(a)anthracene	0.90	8.0	170.0	----	----	----	----	----	2.0	1.800	(mg/kg)	0.035	6.06	66.80	<0.388	54.50	<0.011	
Benzo(a)pyrene	0.09	0.80	17.0	----	----	----	----	----	8.0	2.100	(mg/kg)	0.027	4.99	68.40	<0.388	48.30	<0.011	
Benzo(b)fluoranthene	0.90	8.0	170.0	----	----	----	----	----	5.0	2.100	(mg/kg)	0.029	3.41	72.50	<0.388	56.0	<0.011	
Benzo(ghi)perylene	2,300 <sup>(1)</sup>	61,000 <sup>(1)</sup>	61,000 <sup>(1)</sup>	----	----	----	----	----	32,000 <sup>(1)</sup>	1.700	(mg/kg)	0.014	1.94	22.0	<0.388	13.0	<0.011	
Benzo(k)fluoranthene	9.0	78.0	1,700	----	----	----	----	----	49.0	1.700	(mg/kg)	0.011	3.92	21.0	<0.388	17.0	<0.011	
Chrysene	88.0	780.0	17,000	----	----	----	----	----	160.0	2.700	(mg/kg)	0.034	5.22	63.50	<0.388	55.70	<0.011	
Dibenzo(a,h)anthracene	0.09	0.80	17.0	----	----	----	----	----	2.0	0.420	(mg/kg)	0.004	0.702	7.3	<0.388	5.5	<0.011	
Fluoranthene	3,100	82,000	82,000	----	----	----	----	----	4,300	4.100	(mg/kg)	0.087	15.3	162.0	<0.388	144.00	<0.011	
Fluorene	3,100	82,000	82,000	----	----	----	----	----	560.0	0.180	(mg/kg)	0.036	9.55	124.0	<0.388	115.0	<0.011	
Indeno(1,2,3-cd)pyrene	0.90	8.0	170.0	----	----	----	----	----	14.0	1.600	(mg/kg)	0.011	2.09	24.0	<0.388	17.0	<0.011	
Naphthalene	1,600	41,000	4,100	170	270	1.80	34.0	34.0	12.0	0.200	(mg/kg)	0.072	56.0	920.0	<0.388	682.0	0.026	
Phenanthrene	2,300 <sup>(1)</sup>	61,000 <sup>(1)</sup>	61,000 <sup>(1)</sup>	----	----	----	----	----	220 <sup>(1)</sup>	2.500	(mg/kg)	0.143	25.2	346.0	<0.388	271.0	<0.011	
Pyrene	2,300	61,000	61,000	----	----	----	----	----	4,200	3.000	(mg/kg)	0.083	12.2	165.0	<0.555	113.0	<0.011	

Notes: mg/kg Milligrams per kilogram  
 (1) Provisional remediation objective provided by IEPA  
 ---- No remediation objective has been established by the IEPA for this constituent for this exposure route  
 <12 Not detected at the level identified  
 Analytical result exceeds one or more Tier 1 RO

**TABLE 3-5  
TIER 1 COMPARISON - BTEX AND PAH RESULTS FOR GREATER THAN 10 FT DEPTH  
CHAMPAIGN MGP SITE  
CHAMPAIGN, ILLINOIS  
AMERENIP**

CONSTITUENT	Tier 1 Remediation Objectives - Soil									Soil Component to Groundwater (Class I)	MSA Background Metropolitan Areas	UNITS/ DEPTH	B-503	B-503	B-504	B-504	B-504	B-505	B-505
	Ingestion			Inhalation			Indoor Inhalation						B-503-11	B-503-19	B-504-14	B-504-21	B-504-28	B-505-11	B-505-22
	Residential	Commercial	Construction	Residential	Commercial	Construction	Residential	Commercial	Construction				7/13/2004 10'-11'	7/13/2004 18'-19'	7/13/2004 13'-14'	7/14/2004 20'-21'	7/14/2004 27'-28'	7/14/2004 10'-11'	7/14/2004 21'-22'
Benzene	12.0	100	2,300	0.80	1.60	2.20	0.069	0.51	0.030	--	(mg/kg)	0.223	3.0	15.10	33.10	0.0091	5.04	0.0016	
Ethylbenzene	7,800	200,000	20,000	400	400	58.0	130.0	130.0	13.0	--	(mg/kg)	0.372	<0.528	28.5	1.10	0.002	17.70	0.0015	
Toluene	16,000	410,000	410,000	650	650	42.0	240.0	240.0	12.0	--	(mg/kg)	0.12	0.835	8.24	8.76	0.0037	0.72	0.0043	
Xylene (total)	16,000	410,000	41,000	410	320	5.6	63.0	100.0	150.0	--	(mg/kg)	0.458	<0.528	24.0	3.46	0.0034	11.20	0.0042	
Acenaphthene	4,700	120,000	120,000	----	----	----	----	----	570.0	0.130	(mg/kg)	<0.421	5.43	48.70	21.50	0.013	13.40	<0.109	
Acenaphthylene	2,300 <sup>(1)</sup>	61,000 <sup>(1)</sup>	61,000 <sup>(1)</sup>	----	----	----	----	----	24.0 <sup>(1)</sup>	0.070	(mg/kg)	<0.421	46.90	19.80	148.0	0.014	13.80	0.012	
Anthracene	23,000	610,000	610,000	----	----	----	----	----	12,000	0.400	(mg/kg)	<0.421	12.40	33.50	107.0	0.022	11.00	<0.109	
Benzo(a)anthracene	0.90	8.0	170.0	----	----	----	----	----	2.0	1.800	(mg/kg)	<0.421	31.30	16.60	58.80	0.019	7.50	<0.109	
Benzo(a)pyrene	0.09	0.80	17.0	----	----	----	----	----	8.0	2.100	(mg/kg)	<0.421	81.50	15.80	66.50	0.019	7.00	<0.109	
Benzo(b)fluoranthene	0.90	8.0	170.0	----	----	----	----	----	5.0	2.100	(mg/kg)	<0.421	88.10	11.9	50.40	0.015	5.40	<0.109	
Benzo(ghi)perylene	2,300 <sup>(1)</sup>	61,000 <sup>(1)</sup>	61,000 <sup>(1)</sup>	----	----	----	----	----	32,000 <sup>(1)</sup>	1.700	(mg/kg)	<0.421	23.0	4.9	15.20	<0.111	<11.30	<0.109	
Benzo(k)fluoranthene	9.0	78.0	1,700	----	----	----	----	----	49.0	1.700	(mg/kg)	<0.421	25.0	4.0	15.70	<0.111	<11.30	<0.109	
Chrysene	88.0	780.0	17,000	----	----	----	----	----	160.0	2.700	(mg/kg)	<0.421	34.50	16.2	62.30	0.021	6.70	<0.109	
Dibenzo(a,h)anthracene	0.09	0.80	17.0	----	----	----	----	----	2.0	0.420	(mg/kg)	<0.421	5.8	1.4	4.60	<0.111	<11.30	<0.109	
Fluoranthene	3,100	82,000	82,000	----	----	----	----	----	4,300	4.100	(mg/kg)	<0.421	37.40	36.30	122.0	0.033	12.20	<0.109	
Fluorene	3,100	82,000	82,000	----	----	----	----	----	560.0	0.180	(mg/kg)	<0.421	13.30	47.90	123.0	0.022	15.40	<0.109	
Indeno(1,2,3-cd)pyrene	0.90	8.0	170.0	----	----	----	----	----	14.0	1.600	(mg/kg)	<0.421	21.40	4.7	15.0	<0.111	<11.30	<0.109	
Naphthalene	1,600	41,000	4,100	170	270	1.80	34.0	34.0	12.0	0.200	(mg/kg)	<0.421	7.71	231.0	332.0	0.155	113.0	0.16	
Phenanthrene	2,300 <sup>(1)</sup>	61,000 <sup>(1)</sup>	61,000 <sup>(1)</sup>	----	----	----	----	----	220 <sup>(1)</sup>	2.500	(mg/kg)	<0.421	17.90	115.0	320.0	0.072	38.60	0.02	
Pyrene	2,300	61,000	61,000	----	----	----	----	----	4,200	3.000	(mg/kg)	<0.421	59.80	54.0	192.0	0.051	19.70	0.011	

Notes: mg/kg Milligrams per kilogram  
 (1) Provisional remediation objective provided by IEPA  
 ---- No remediation objective has been established by the IEPA for this constituent for this exposure route  
 <12 Not detected at the level identified  
 Analytical result exceeds one or more Tier 1 RO

**TABLE 3-5  
TIER 1 COMPARISON - BTEX AND PAH RESULTS FOR GREATER THAN 10 FT DEPTH  
CHAMPAIGN MGP SITE  
CHAMPAIGN, ILLINOIS  
AMERENIP**

CONSTITUENT	Tier 1 Remediation Objectives - Soil									Soil Component to Groundwater (Class I)	MSA Background Metropolitan Areas	UNITS/ DEPTH	B-505	B-506	B-506	B-507	B-507	B-508	B-508
	Ingestion			Inhalation			Indoor Inhalation						B-505-28	B-506-17	B-506-28	B-507-19	B-507-28	B-508-11	B-508-28
	Residential	Commercial	Construction	Residential	Commercial	Construction	Residential	Commercial	Construction				7/14/2004 27'-28'	7/22/2004 16'-17'	7/22/2004 27'-28'	7/21/2004 18'-19'	7/21/2004 27'-28'	7/19/2004 10'-11'	7/19/2004 27'-28'
Benzene	12.0	100	2,300	0.80	1.60	2.20	0.069	0.51	0.030	--	(mg/kg)	0.003	444.0	0.0023	659.0	0.0061	2.58	0.0014	
Ethylbenzene	7,800	200,000	20,000	400	400	58.0	130.0	130.0	13.0	--	(mg/kg)	0.0023	122.0	0.0013	141.0	0.0034	37.10	0.001	
Toluene	16,000	410,000	410,000	650	650	42.0	240.0	240.0	12.0	--	(mg/kg)	0.0025	676.0	0.0036	1540.0	0.0143	0.22	0.0017	
Xylene (total)	16,000	410,000	41,000	410	320	5.6	63.0	100.0	150.0	--	(mg/kg)	0.004	549.0	0.004	1300.0	0.0091	19.0	0.0017	
Acenaphthene	4,700	120,000	120,000	----	----	----	----	----	570.0	0.130	(mg/kg)	0.02	54.60	<0.387	115.0	----	47.70	<0.113	
Acenaphthylene	2,300 <sup>(1)</sup>	61,000 <sup>(1)</sup>	61,000 <sup>(1)</sup>	----	----	----	----	----	24.0 <sup>(1)</sup>	0.070	(mg/kg)	0.03	389.0	<0.387	697.0	----	8.10	<0.113	
Anthracene	23,000	610,000	610,000	----	----	----	----	----	12,000	0.400	(mg/kg)	0.037	155.0	<0.387	406.0	----	24.10	<0.113	
Benzo(a)anthracene	0.90	8.0	170.0	----	----	----	----	----	2.0	1.800	(mg/kg)	0.029	79.0	<0.387	257.0	----	13.0	<0.113	
Benzo(a)pyrene	0.09	0.80	17.0	----	----	----	----	----	8.0	2.100	(mg/kg)	0.025	92.0	<0.387	237.0	----	13.0	<0.113	
Benzo(b)fluoranthene	0.90	8.0	170.0	----	----	----	----	----	5.0	2.100	(mg/kg)	0.02	72.6	<0.387	170.0	----	11.0	<0.113	
Benzo(ghi)perylene	2,300 <sup>(1)</sup>	61,000 <sup>(1)</sup>	61,000 <sup>(1)</sup>	----	----	----	----	----	32,000 <sup>(1)</sup>	1.700	(mg/kg)	<0.112	17.7	<0.387	80.0	----	4.90	<0.113	
Benzo(k)fluoranthene	9.0	78.0	1,700	----	----	----	----	----	49.0	1.700	(mg/kg)	<0.112	21.8	<0.387	69.6	----	3.30	<0.113	
Chrysene	88.0	780.0	17,000	----	----	----	----	----	160.0	2.700	(mg/kg)	0.026	72.5	<0.387	239.0	----	12.0	<0.113	
Dibenzo(a,h)anthracene	0.09	0.80	17.0	----	----	----	----	----	2.0	0.420	(mg/kg)	<0.112	5.64	<0.387	<54.30	----	<24.60	<0.113	
Fluoranthene	3,100	82,000	82,000	----	----	----	----	----	4,300	4.100	(mg/kg)	0.051	168.0	<0.387	485.0	----	27.0	<0.113	
Fluorene	3,100	82,000	82,000	----	----	----	----	----	560.0	0.180	(mg/kg)	0.044	204.0	<0.387	547.0	----	35.0	<0.113	
Indeno(1,2,3-cd)pyrene	0.90	8.0	170.0	----	----	----	----	----	14.0	1.600	(mg/kg)	<0.112	17.3	<0.387	64.0	----	4.30	<0.113	
Naphthalene	1,600	41,000	4,100	170	270	1.80	34.0	34.0	12.0	0.200	(mg/kg)	0.179	2160.0	<0.387	4620.0	----	193.0	0.030	
Phenanthrene	2,300 <sup>(1)</sup>	61,000 <sup>(1)</sup>	61,000 <sup>(1)</sup>	----	----	----	----	----	220 <sup>(1)</sup>	2.500	(mg/kg)	0.13	613.0	<0.387	935.0	----	78.30	0.019	
Pyrene	2,300	61,000	61,000	----	----	----	----	----	4,200	3.000	(mg/kg)	0.078	244.0	<0.553	713.0	----	38.80	<0.113	

Notes: mg/kg Milligrams per kilogram  
 (1) Provisional remediation objective provided by IEPA  
 ---- No remediation objective has been established by the IEPA for this constituent for this exposure route  
 <12 Not detected at the level identified  
 Analytical result exceeds one or more Tier 1 RO

**TABLE 3-5  
TIER 1 COMPARISON - BTEX AND PAH RESULTS FOR GREATER THAN 10 FT DEPTH  
CHAMPAIGN MGP SITE  
CHAMPAIGN, ILLINOIS  
AMERENIP**

CONSTITUENT	Tier 1 Remediation Objectives - Soil									Soil Component to Groundwater (Class I)	MSA Background Metropolitan Areas	UNITS/ DEPTH	B-509	B-509	B-510	B-510	B-512	B-512	B-513
	Ingestion			Inhalation			Indoor Inhalation						B-509-18	B-509-28	B-510-12	B-510-28	B-512-11	B-512-24	B-513-12
	Residential	Commercial	Construction	Residential	Commercial	Construction	Residential	Commercial	Construction				7/21/2004 17'-18'	7/21/2004 27'-28'	7/12/2004 11'-12'	7/12/2004 27'-28'	7/12/2004 10'-11'	7/12/2004 23'-24'	7/12/2004 11'-12'
Benzene	12.0	100	2,300	0.80	1.60	2.20	0.069	0.51	0.030	--	(mg/kg)	6.25	0.0007	0.0013	0.001	0.009	0.0012	1.8	
Ethylbenzene	7,800	200,000	20,000	400	400	58.0	130.0	130.0	13.0	--	(mg/kg)	11.4	<0.004	<0.0039	<0.0043	<0.0044	<0.0037	1.5	
Toluene	16,000	410,000	410,000	650	650	42.0	240.0	240.0	12.0	--	(mg/kg)	0.55	0.002	0.0018	0.0012	0.0011	0.0012	3.7	
Xylene (total)	16,000	410,000	41,000	410	320	5.6	63.0	100.0	150.0	--	(mg/kg)	6.63	0.0027	0.001	0.0014	0.0018	0.0012	3.5	
Acenaphthene	4,700	120,000	120,000	----	----	----	----	----	570.0	0.130	(mg/kg)	0.086	0.022	<0.099	<0.097	0.18	<0.101	<0.390	
Acenaphthylene	2,300 <sup>(1)</sup>	61,000 <sup>(1)</sup>	61,000 <sup>(1)</sup>	----	----	----	----	----	24.0 <sup>(1)</sup>	0.070	(mg/kg)	0.263	0.11	<0.099	0.010	<0.579	<0.101	<0.390	
Anthracene	23,000	610,000	610,000	----	----	----	----	----	12,000	0.400	(mg/kg)	0.091	0.098	<0.099	<0.097	0.083	<0.101	<0.390	
Benzo(a)anthracene	0.90	8.0	170.0	----	----	----	----	----	2.0	1.800	(mg/kg)	0.066	0.072	<0.099	<0.097	<0.579	<0.101	<0.390	
Benzo(a)pyrene	0.09	0.80	17.0	----	----	----	----	----	8.0	2.100	(mg/kg)	0.074	0.079	<0.099	<0.097	<0.579	<0.101	<0.390	
Benzo(b)fluoranthene	0.90	8.0	170.0	----	----	----	----	----	5.0	2.100	(mg/kg)	0.053	0.058	<0.099	<0.097	<0.579	<0.101	<0.390	
Benzo(ghi)perylene	2,300 <sup>(1)</sup>	61,000 <sup>(1)</sup>	61,000 <sup>(1)</sup>	----	----	----	----	----	32,000 <sup>(1)</sup>	1.700	(mg/kg)	0.036	0.039	<0.099	<0.097	<0.579	<0.101	<0.390	
Benzo(k)fluoranthene	9.0	78.0	1,700	----	----	----	----	----	49.0	1.700	(mg/kg)	0.016	0.017	<0.099	<0.097	<0.579	<0.101	<0.390	
Chrysene	88.0	780.0	17,000	----	----	----	----	----	160.0	2.700	(mg/kg)	0.066	0.072	<0.099	<0.097	<0.579	<0.101	<0.390	
Dibenzo(a,h)anthracene	0.09	0.80	17.0	----	----	----	----	----	2.0	0.420	(mg/kg)	<0.113	<0.112	<0.099	<0.097	<0.579	<0.101	<0.390	
Fluoranthene	3,100	82,000	82,000	----	----	----	----	----	4,300	4.100	(mg/kg)	0.125	0.142	<0.099	<0.097	0.066	<0.101	<0.390	
Fluorene	3,100	82,000	82,000	----	----	----	----	----	560.0	0.180	(mg/kg)	0.113	0.09	<0.099	<0.097	0.16	<0.101	<0.390	
Indeno(1,2,3-cd)pyrene	0.90	8.0	170.0	----	----	----	----	----	14.0	1.600	(mg/kg)	0.027	0.028	<0.099	<0.097	<0.579	<0.101	<0.390	
Naphthalene	1,600	41,000	4,100	170	270	1.80	34.0	34.0	12.0	0.200	(mg/kg)	7.94	0.466	<0.099	<0.097	0.1	<0.101	<0.390	
Phenanthrene	2,300 <sup>(1)</sup>	61,000 <sup>(1)</sup>	61,000 <sup>(1)</sup>	----	----	----	----	----	220 <sup>(1)</sup>	2.500	(mg/kg)	0.298	0.311	<0.099	<0.097	0.32	<0.101	<0.390	
Pyrene	2,300	61,000	61,000	----	----	----	----	----	4,200	3.000	(mg/kg)	0.194	0.223	<0.099	<0.097	0.087	<0.101	<0.557	

Notes: mg/kg Milligrams per kilogram  
 (1) Provisional remediation objective provided by IEPA  
 ---- No remediation objective has been established by the IEPA for this constituent for this exposure route  
 <12 Not detected at the level identified  
 Analytical result exceeds one or more Tier 1 RO

**TABLE 3-5  
TIER 1 COMPARISON - BTEX AND PAH RESULTS FOR GREATER THAN 10 FT DEPTH  
CHAMPAIGN MGP SITE  
CHAMPAIGN, ILLINOIS  
AMERENIP**

CONSTITUENT	Tier 1 Remediation Objectives - Soil									Soil Component to Groundwater (Class I)	MSA Background Metropolitan Areas	UNITS/ DEPTH	B-513	B-514	B-514	B-515	B-515	B-516	B-516
	Ingestion			Inhalation			Indoor Inhalation						B-513-24	B-514-17	B-514-28	B-515-19	B-515-32	B-516-14	B-516-24
	Residential	Commercial	Construction	Residential	Commercial	Construction	Residential	Commercial	Construction				7/12/2004 23'-24'	7/22/2004 16'-17'	7/22/2004 27'-28'	7/16/2004 18'-19'	7/16/2004 31'-32'	7/22/2004 13'-14'	7/22/2004 23'-24'
Benzene	12.0	100	2,300	0.80	1.60	2.20	0.069	0.51	0.030	--	(mg/kg)	0.001	333.0	0.0008	29.3	0.002	5.45	0.0007	
Ethylbenzene	7,800	200,000	20,000	400	400	58.0	130.0	130.0	13.0	--	(mg/kg)	<0.0038	797.0	0.0009	5.73	0.014	11.4	<0.004	
Toluene	16,000	410,000	41,000	650	650	42.0	240.0	240.0	12.0	--	(mg/kg)	0.001	266.0	0.0014	35.1	0.0022	1.18	0.0011	
Xylene (total)	16,000	410,000	41,000	410	320	5.6	63.0	100.0	150.0	--	(mg/kg)	0.001	721.0	0.0018	27.6	0.0024	25.3	0.0015	
Acenaphthene	4,700	120,000	120,000	----	----	----	----	----	570.0	0.130	(mg/kg)	<0.307	1490	<0.108	3.00	<0.373	1.94	<0.113	
Acenaphthylene	2,300 <sup>(1)</sup>	61,000 <sup>(1)</sup>	61,000 <sup>(1)</sup>	----	----	----	----	----	24.0 <sup>(1)</sup>	0.070	(mg/kg)	<0.307	402.0	<0.108	26.50	<0.373	2.75	<0.113	
Anthracene	23,000	610,000	610,000	----	----	----	----	----	12,000	0.400	(mg/kg)	<0.307	602.0	<0.108	11.0	<0.373	5.96	<0.113	
Benzo(a)anthracene	0.90	8.0	170.0	----	----	----	----	----	2.0	1.800	(mg/kg)	<0.307	254.0	<0.108	5.77	<0.373	3.03	<0.113	
Benzo(a)pyrene	0.09	0.80	17.0	----	----	----	----	----	8.0	2.100	(mg/kg)	<0.307	292.0	<0.108	6.48	<0.373	3.61	<0.113	
Benzo(b)fluoranthene	0.90	8.0	170.0	----	----	----	----	----	5.0	2.100	(mg/kg)	<0.307	202.0	<0.108	4.50	<0.373	2.50	<0.113	
Benzo(ghi)perylene	2,300 <sup>(1)</sup>	61,000 <sup>(1)</sup>	61,000 <sup>(1)</sup>	----	----	----	----	----	32,000 <sup>(1)</sup>	1.700	(mg/kg)	<0.307	101.0	<0.108	2.10	<0.373	1.19	<0.113	
Benzo(k)fluoranthene	9.0	78.0	1,700	----	----	----	----	----	49.0	1.700	(mg/kg)	<0.307	59.0	<0.108	1.60	<0.373	0.851	<0.113	
Chrysene	88.0	780.0	17,000	----	----	----	----	----	160.0	2.700	(mg/kg)	<0.307	263.0	<0.108	5.93	<0.373	2.85	<0.113	
Dibenzo(a,h)anthracene	0.09	0.80	17.0	----	----	----	----	----	2.0	0.420	(mg/kg)	<0.307	26.0	<0.108	0.57	<0.373	0.40	<0.113	
Fluoranthene	3,100	82,000	82,000	----	----	----	----	----	4,300	4.100	(mg/kg)	<0.307	660.0	<0.108	12.90	<0.373	7.32	<0.113	
Fluorene	3,100	82,000	82,000	----	----	----	----	----	560.0	0.180	(mg/kg)	<0.307	836.0	<0.108	16.10	<0.373	6.76	<0.113	
Indeno(1,2,3-cd)pyrene	0.90	8.0	170.0	----	----	----	----	----	14.0	1.600	(mg/kg)	<0.307	84.5	<0.108	1.90	<0.373	1.09	<0.113	
Naphthalene	1,600	41,000	4,100	170	270	1.80	34.0	34.0	12.0	0.200	(mg/kg)	<0.307	7660	0.085	86.0	<0.373	126.0	0.057	
Phenanthrene	2,300 <sup>(1)</sup>	61,000 <sup>(1)</sup>	61,000 <sup>(1)</sup>	----	----	----	----	----	220 <sup>(1)</sup>	2.500	(mg/kg)	<0.307	2410	<0.108	38.10	<0.373	18.0	0.018	
Pyrene	2,300	61,000	61,000	----	----	----	----	----	4,200	3.000	(mg/kg)	<0.307	1030	<0.108	19.70	<0.533	9.53	0.012	

Notes: mg/kg Milligrams per kilogram  
 (1) Provisional remediation objective provided by IEPA  
 ---- No remediation objective has been established by the IEPA for this constituent for this exposure route  
 <12 Not detected at the level identified  
 Analytical result exceeds one or more Tier 1 RO

**TABLE 3-5  
TIER 1 COMPARISON - BTEX AND PAH RESULTS FOR GREATER THAN 10 FT DEPTH  
CHAMPAIGN MGP SITE  
CHAMPAIGN, ILLINOIS  
AMERENIP**

CONSTITUENT	Tier 1 Remediation Objectives - Soil									Soil Component to Groundwater (Class I)	MSA Background Metropolitan Areas	UNITS/ DEPTH	B-550	B-550	B-550	B-551	B-551	B-553	B-553
	Ingestion			Inhalation			Indoor Inhalation						B-550-11	B-550-16	B-550-28	B-551-16	B-551-28	B-553-15	B-553-24
	Residential	Commercial	Construction	Residential	Commercial	Construction	Residential	Commercial	Construction				7/20/2004 10'-11'	7/20/2004 15'-16'	7/20/2004 27'-28'	7/15/2004 15'-16'	7/15/2004 27'-28'	7/14/2004 14'-15'	7/14/2004 23'-24'
Benzene	12.0	100	2,300	0.80	1.60	2.20	0.069	0.51	0.030	--	(mg/kg)	1.24	5.81	0.0011	0.0148	0.0026	3.03	97.30	
Ethylbenzene	7,800	200,000	20,000	400	400	58.0	130.0	130.0	13.0	--	(mg/kg)	4.02	1.44	<0.0039	0.042	0.0033	10.1	32.90	
Toluene	16,000	410,000	410,000	650	650	42.0	240.0	240.0	12.0	--	(mg/kg)	0.150	0.798	0.0018	0.0736	0.0034	16.1	164.0	
Xylene (total)	16,000	410,000	41,000	410	320	5.6	63.0	100.0	150.0	--	(mg/kg)	1.93	1.43	0.0014	0.128	0.0056	37.3	155.0	
Acenaphthene	4,700	120,000	120,000	----	----	----	----	----	570.0	0.130	(mg/kg)	35.60	0.050	<0.111	0.013	0.038	15.70	101.0	
Acenaphthylene	2,300 <sup>(1)</sup>	61,000 <sup>(1)</sup>	61,000 <sup>(1)</sup>	----	----	----	----	----	24.0 <sup>(1)</sup>	0.070	(mg/kg)	4.66	0.020	<0.111	0.080	<0.112	35.60	664.0	
Anthracene	23,000	610,000	610,000	----	----	----	----	----	12,000	0.400	(mg/kg)	18.40	0.054	<0.111	0.021	0.037	77.90	371.0	
Benzo(a)anthracene	0.90	8.0	170.0	----	----	----	----	----	2.0	1.800	(mg/kg)	6.74	0.040	<0.111	0.027	0.032	50.80	188.0	
Benzo(a)pyrene	0.09	0.80	17.0	----	----	----	----	----	8.0	2.100	(mg/kg)	7.48	0.034	<0.111	0.023	0.029	53.20	194.0	
Benzo(b)fluoranthene	0.90	8.0	170.0	----	----	----	----	----	5.0	2.100	(mg/kg)	4.89	0.032	<0.111	0.02	0.027	56.10	154.0	
Benzo(ghi)perylene	2,300 <sup>(1)</sup>	61,000 <sup>(1)</sup>	61,000 <sup>(1)</sup>	----	----	----	----	----	32,000 <sup>(1)</sup>	1.700	(mg/kg)	2.05	0.011	<0.111	<0.113	0.013	11.50	57.80	
Benzo(k)fluoranthene	9.0	78.0	1,700	----	----	----	----	----	49.0	1.700	(mg/kg)	1.42	<0.111	<0.111	<0.113	<0.112	20.50	49.0	
Chrysene	88.0	780.0	17,000	----	----	----	----	----	160.0	2.700	(mg/kg)	6.49	0.040	<0.111	0.026	0.031	47.30	197.0	
Dibenzo(a,h)anthracene	0.09	0.80	17.0	----	----	----	----	----	2.0	0.420	(mg/kg)	0.61	<0.111	<0.111	<0.113	<0.112	4.0	17.0	
Fluoranthene	3,100	82,000	82,000	----	----	----	----	----	4,300	4.100	(mg/kg)	16.40	0.077	<0.111	0.04	0.058	133.0	417.0	
Fluorene	3,100	82,000	82,000	----	----	----	----	----	560.0	0.180	(mg/kg)	24.30	0.050	<0.111	0.019	0.036	64.90	555.0	
Indeno(1,2,3-cd)pyrene	0.90	8.0	170.0	----	----	----	----	----	14.0	1.600	(mg/kg)	1.810	<0.111	<0.111	<0.113	<0.112	13.60	52.0	
Naphthalene	1,600	41,000	4,100	170	270	1.80	34.0	34.0	12.0	0.200	(mg/kg)	35.400	0.258	0.061	1.51	0.082	523.0	26.5	
Phenanthrene	2,300 <sup>(1)</sup>	61,000 <sup>(1)</sup>	61,000 <sup>(1)</sup>	----	----	----	----	----	220 <sup>(1)</sup>	2.500	(mg/kg)	49.0	0.170	0.021	0.066	0.121	224.0	985.0	
Pyrene	2,300	61,000	61,000	----	----	----	----	----	4,200	3.000	(mg/kg)	20.0	0.010	<0.111	0.058	0.076	138.0	588.0	

Notes: mg/kg Milligrams per kilogram  
 (1) Provisional remediation objective provided by IEPA  
 ---- No remediation objective has been established by the IEPA for this constituent for this exposure route  
 <12 Not detected at the level identified  
 Analytical result exceeds one or more Tier 1 RO

**TABLE 3-5  
TIER 1 COMPARISON - BTEX AND PAH RESULTS FOR GREATER THAN 10 FT DEPTH  
CHAMPAIGN MGP SITE  
CHAMPAIGN, ILLINOIS  
AMERENIP**

CONSTITUENT	Tier 1 Remediation Objectives - Soil									Soil Component to Groundwater (Class I)	MSA Background Metropolitan Areas	UNITS/ DEPTH	B-553	B-554	B-554	B-556	B-556	B-557	B-557
	Ingestion			Inhalation			Indoor Inhalation						B-553-32	B-554-18	B-554-32	B-556-20	B-556-28	B-557-12	B-557-24
	Residential	Commercial	Construction	Residential	Commercial	Construction	Residential	Commercial	Construction				7/14/2004 31'-32'	7/15/2004 17'-18'	7/15/2004 31'-32'	7/20/2004 19'-20'	7/20/2004 27'-28'	7/20/2004 11'-12'	7/20/2004 23'-24'
Benzene	12.0	100	2,300	0.80	1.60	2.20	0.069	0.51	0.030	--	(mg/kg)	0.0035	5.62	0.0037	3.35	0.0021	0.0308	0.0009	
Ethylbenzene	7,800	200,000	20,000	400	400	58.0	130.0	130.0	13.0	--	(mg/kg)	0.0015	9.02	0.0048	4.51	0.0023	1.03	<0.0043	
Toluene	16,000	410,000	410,000	650	650	42.0	240.0	240.0	12.0	--	(mg/kg)	0.0045	7.78	0.0095	10.40	0.005	0.0099	0.0011	
Xylene (total)	16,000	410,000	41,000	410	320	5.6	63.0	100.0	150.0	--	(mg/kg)	0.0036	13.0	0.0178	13.90	0.0046	0.532	0.0012	
Acenaphthene	4,700	120,000	120,000	----	----	----	----	----	570.0	0.130	(mg/kg)	<0.382	98.90	<0.112	11.70	<0.375	6.22	0.023	
Acenaphthylene	2,300 <sup>(1)</sup>	61,000 <sup>(1)</sup>	61,000 <sup>(1)</sup>	----	----	----	----	----	24.0 <sup>(1)</sup>	0.070	(mg/kg)	<0.382	230.0	<0.112	51.80	<0.375	1.49	<0.113	
Anthracene	23,000	610,000	610,000	----	----	----	----	----	12,000	0.400	(mg/kg)	<0.382	172.0	<0.112	27.70	<0.375	4.24	0.023	
Benzo(a)anthracene	0.90	8.0	170.0	----	----	----	----	----	2.0	1.800	(mg/kg)	<0.382	78.20	<0.112	13.30	<0.375	2.30	0.017	
Benzo(a)pyrene	0.09	0.80	17.0	----	----	----	----	----	8.0	2.100	(mg/kg)	<0.382	86.0	<0.112	17.30	<0.375	1.90	0.014	
Benzo(b)fluoranthene	0.90	8.0	170.0	----	----	----	----	----	5.0	2.100	(mg/kg)	<0.382	73.50	<0.112	10.70	<0.375	1.55	0.012	
Benzo(ghi)perylene	2,300 <sup>(1)</sup>	61,000 <sup>(1)</sup>	61,000 <sup>(1)</sup>	----	----	----	----	----	32,000 <sup>(1)</sup>	1.700	(mg/kg)	<0.382	13.0	<0.112	3.01	<0.375	0.50	<0.113	
Benzo(k)fluoranthene	9.0	78.0	1,700	----	----	----	----	----	49.0	1.700	(mg/kg)	<0.382	26.0	<0.112	3.31	<0.375	0.45	<0.113	
Chrysene	88.0	780.0	17,000	----	----	----	----	----	160.0	2.700	(mg/kg)	<0.382	79.10	<0.112	13.50	<0.375	2.09	0.016	
Dibenzo(a,h)anthracene	0.09	0.80	17.0	----	----	----	----	----	2.0	0.420	(mg/kg)	<0.382	<50.90	<0.112	0.96	<0.375	<0.865	<0.113	
Fluoranthene	3,100	82,000	82,000	----	----	----	----	----	4,300	4.100	(mg/kg)	<0.382	173.0	<0.112	30.50	<0.375	4.25	0.027	
Fluorene	3,100	82,000	82,000	----	----	----	----	----	560.0	0.180	(mg/kg)	<0.382	241.0	<0.112	30.90	<0.375	5.26	0.020	
Indeno(1,2,3-cd)pyrene	0.90	8.0	170.0	----	----	----	----	----	14.0	1.600	(mg/kg)	<0.382	14.0	<0.112	2.82	<0.375	0.41	<0.113	
Naphthalene	1,600	41,000	4,100	170	270	1.80	34.0	34.0	12.0	0.200	(mg/kg)	<0.382	1070	0.057	239.00	<0.375	0.45	0.053	
Phenanthrene	2,300 <sup>(1)</sup>	61,000 <sup>(1)</sup>	61,000 <sup>(1)</sup>	----	----	----	----	----	220 <sup>(1)</sup>	2.500	(mg/kg)	<0.382	593.0	0.025	90.00	<0.375	11.50	0.070	
Pyrene	2,300	61,000	61,000	----	----	----	----	----	4,200	3.000	(mg/kg)	<0.545	242.0	0.011	47.30	<0.536	6.40	0.040	

Notes: mg/kg Milligrams per kilogram  
 (1) Provisional remediation objective provided by IEPA  
 ---- No remediation objective has been established by the IEPA for this constituent for this exposure route  
 <12 Not detected at the level identified  
 Analytical result exceeds one or more Tier 1 RO

**TABLE 3-5  
TIER 1 COMPARISON - BTEX AND PAH RESULTS FOR GREATER THAN 10 FT DEPTH  
CHAMPAIGN MGP SITE  
CHAMPAIGN, ILLINOIS  
AMERENIP**

CONSTITUENT	Tier 1 Remediation Objectives - Soil									Soil Component to Groundwater (Class I)	MSA Background Metropolitan Areas	UNITS/ DEPTH	UTB-14	UTB-15	UTB-16	UTB-20	UTB-21	UTB-22	UTB-23
	Ingestion			Inhalation			Indoor Inhalation						UTB-14-02	UTB-15-S02	UTB-16-02	UTB-20-S01	UTB-21-S02	UTB-22-S02	UTB-23-S02
	Residential	Commercial	Construction	Residential	Commercial	Construction	Residential	Commercial	Construction				12/6/1990 32'-33'	12/13/1991 33'-35'	12/6/1990 16.5'-18'	12/11/1991 17'-18'	12/12/1991 20'-23'	12/12/1991 20'-23'	12/14/1991 26'-28'
Benzene	12.0	100	2,300	0.80	1.60	2.20	0.069	0.51	0.030	--	(mg/kg)	<0.310	<0.310	<0.310	<0.310	<0.310	<0.310	0.73	
Ethylbenzene	7,800	200,000	20,000	400	400	58.0	130.0	130.0	13.0	--	(mg/kg)	<0.310	<0.310	<0.310	<0.310	<0.310	<0.310	<0.310	
Toluene	16,000	410,000	410,000	650	650	42.0	240.0	240.0	12.0	--	(mg/kg)	<0.310	<0.310	<0.310	<0.310	<0.310	<0.310	<0.310	
Xylene (total)	16,000	410,000	41,000	410	320	5.6	63.0	100.0	150.0	--	(mg/kg)	<0.310	<0.310	<0.310	<0.310	<0.310	<0.310	<0.310	
Acenaphthene	4,700	120,000	120,000	----	----	----	----	----	570.0	0.130	(mg/kg)	<0.330	2.70	<0.330	<0.330	<0.330	<0.330	<0.330	
Acenaphthylene	2,300 <sup>(1)</sup>	61,000 <sup>(1)</sup>	61,000 <sup>(1)</sup>	----	----	----	----	----	24.0 <sup>(1)</sup>	0.070	(mg/kg)	<0.330	<0.330	<0.330	<0.330	<0.330	<0.330	<0.330	
Anthracene	23,000	610,000	610,000	----	----	----	----	----	12,000	0.400	(mg/kg)	<0.330	<0.330	<0.330	<0.330	<0.330	<0.330	<0.330	
Benzo(a)anthracene	0.90	8.0	170.0	----	----	----	----	----	2.0	1.800	(mg/kg)	<0.330	<0.330	<0.330	<0.330	<0.330	<0.330	<0.330	
Benzo(a)pyrene	0.09	0.80	17.0	----	----	----	----	----	8.0	2.100	(mg/kg)	<0.330	<0.330	<0.330	<0.330	<0.330	<0.330	<0.330	
Benzo(b)fluoranthene	0.90	8.0	170.0	----	----	----	----	----	5.0	2.100	(mg/kg)	<0.330	<0.330	<0.330	<0.330	<0.330	<0.330	<0.330	
Benzo(ghi)perylene	2,300 <sup>(1)</sup>	61,000 <sup>(1)</sup>	61,000 <sup>(1)</sup>	----	----	----	----	----	32,000 <sup>(1)</sup>	1.700	(mg/kg)	<0.330	<0.330	<0.330	<0.330	<0.330	<0.330	<0.330	
Benzo(k)fluoranthene	9.0	78.0	1,700	----	----	----	----	----	49.0	1.700	(mg/kg)	<0.330	<0.330	<0.330	<0.330	<0.330	<0.330	<0.330	
Chrysene	88.0	780.0	17,000	----	----	----	----	----	160.0	2.700	(mg/kg)	<0.330	<0.330	<0.330	<0.330	<0.330	<0.330	<0.330	
Dibenzo(a,h)anthracene	0.09	0.80	17.0	----	----	----	----	----	2.0	0.420	(mg/kg)	<0.330	<0.330	<0.330	<0.330	<0.330	<0.330	<0.330	
Fluoranthene	3,100	82,000	82,000	----	----	----	----	----	4,300	4.100	(mg/kg)	<0.330	0.220	<0.330	<0.330	<0.330	<0.330	<0.330	
Fluorene	3,100	82,000	82,000	----	----	----	----	----	560.0	0.180	(mg/kg)	<0.330	<0.330	<0.330	<0.330	<0.330	<0.330	<0.330	
Indeno(1,2,3-cd)pyrene	0.90	8.0	170.0	----	----	----	----	----	14.0	1.600	(mg/kg)	<0.330	<0.330	<0.330	<0.330	<0.330	<0.330	<0.330	
Naphthalene	1,600	41,000	4,100	170	270	1.80	34.0	34.0	12.0	0.200	(mg/kg)	<0.330	1.30	<0.330	<0.330	0.18	<0.330	<0.330	
Phenanthrene	2,300 <sup>(1)</sup>	61,000 <sup>(1)</sup>	61,000 <sup>(1)</sup>	----	----	----	----	----	220 <sup>(1)</sup>	2.500	(mg/kg)	<0.330	0.470	<0.330	<0.330	<0.330	<0.330	<0.330	
Pyrene	2,300	61,000	61,000	----	----	----	----	----	4,200	3.000	(mg/kg)	<0.330	0.220	<0.330	<0.330	<0.330	<0.330	<0.330	

Notes: mg/kg Milligrams per kilogram  
 (1) Provisional remediation objective provided by IEPA  
 ---- No remediation objective has been established by the IEPA for this constituent for this exposure route  
 <12 Not detected at the level identified  
 Analytical result exceeds one or more Tier 1 RO



**TABLE 3-5  
TIER 1 COMPARISON - BTEX AND PAH RESULTS FOR GREATER THAN 10 FT DEPTH  
CHAMPAIGN MGP SITE  
CHAMPAIGN, ILLINOIS  
AMERENIP**

CONSTITUENT	Tier 1 Remediation Objectives - Soil									Soil Component to Groundwater (Class I)	MSA Background Metropolitan Areas	UNITS/ DEPTH	UTB-24	UTB-25	UTB-26	UTB-27
	Residential	Ingestion			Inhalation			Indoor Inhalation					UTB-24-S02	UTB-25-S02	UTB-26-S02	UTB-27-S02
		Commercial	Construction	Residential	Commercial	Construction	Residential	Commercial	12/15/1991 21'-23'				12/14/1991 26'-28'	12/15/1991 21'-23'	12/16/1991 21'-23'	
Benzene	12.0	100	2,300	0.80	1.60	2.20	0.069	0.51	0.030	--	(mg/kg)	0.61	<0.310	<0.310	2.6	
Ethylbenzene	7,800	200,000	20,000	400	400	58.0	130.0	130.0	13.0	--	(mg/kg)	<0.310	<0.310	<0.310	<0.310	
Toluene	16,000	410,000	410,000	650	650	42.0	240.0	240.0	12.0	--	(mg/kg)	<0.310	<0.310	<0.310	<0.310	
Xylene (total)	16,000	410,000	41,000	410	320	5.6	63.0	100.0	150.0	--	(mg/kg)	<0.310	<0.310	<0.310	<0.310	
Acenaphthene	4,700	120,000	120,000	----	----	----	----	----	570.0	0.130	(mg/kg)	<0.330	<0.330	<0.330	<0.330	
Acenaphthylene	2,300 <sup>(1)</sup>	61,000 <sup>(1)</sup>	61,000 <sup>(1)</sup>	----	----	----	----	----	24.0 <sup>(1)</sup>	0.070	(mg/kg)	<0.330	<0.330	<0.330	<0.330	
Anthracene	23,000	610,000	610,000	----	----	----	----	----	12,000	0.400	(mg/kg)	<0.330	<0.330	<0.330	<0.330	
Benzo(a)anthracene	0.90	8.0	170.0	----	----	----	----	----	2.0	1.800	(mg/kg)	<0.330	<0.330	<0.330	<0.330	
Benzo(a)pyrene	0.09	0.80	17.0	----	----	----	----	----	8.0	2.100	(mg/kg)	<0.330	<0.330	<0.330	<0.330	
Benzo(b)fluoranthene	0.90	8.0	170.0	----	----	----	----	----	5.0	2.100	(mg/kg)	<0.330	<0.330	<0.330	<0.330	
Benzo(ghi)perylene	2,300 <sup>(1)</sup>	61,000 <sup>(1)</sup>	61,000 <sup>(1)</sup>	----	----	----	----	----	32,000 <sup>(1)</sup>	1.700	(mg/kg)	<0.330	<0.330	<0.330	<0.330	
Benzo(k)fluoranthene	9.0	78.0	1,700	----	----	----	----	----	49.0	1.700	(mg/kg)	<0.330	<0.330	<0.330	<0.330	
Chrysene	88.0	780.0	17,000	----	----	----	----	----	160.0	2.700	(mg/kg)	<0.330	<0.330	<0.330	<0.330	
Dibenzo(a,h)anthracene	0.09	0.80	17.0	----	----	----	----	----	2.0	0.420	(mg/kg)	<0.330	<0.330	<0.330	<0.330	
Fluoranthene	3,100	82,000	82,000	----	----	----	----	----	4,300	4.100	(mg/kg)	0.23	<0.330	<0.330	<0.330	
Fluorene	3,100	82,000	82,000	----	----	----	----	----	560.0	0.180	(mg/kg)	<0.330	<0.330	<0.330	<0.330	
Indeno(1,2,3-cd)pyrene	0.90	8.0	170.0	----	----	----	----	----	14.0	1.600	(mg/kg)	<0.330	<0.330	<0.330	<0.330	
Naphthalene	1,600	41,000	4,100	170	270	1.80	34.0	34.0	12.0	0.200	(mg/kg)	0.76	0.39	<0.330	<0.330	
Phenanthrene	2,300 <sup>(1)</sup>	61,000 <sup>(1)</sup>	61,000 <sup>(1)</sup>	----	----	----	----	----	220 <sup>(1)</sup>	2.500	(mg/kg)	0.52	<0.330	<0.330	<0.330	
Pyrene	2,300	61,000	61,000	----	----	----	----	----	4,200	3.000	(mg/kg)	0.31	<0.330	<0.330	<0.330	

Notes: mg/kg Milligrams per kilogram  
 (1) Provisional remediation objective provided by IEPA  
 ---- No remediation objective has been established by the IEPA for this constituent for this exposure route  
 <12 Not detected at the level identified  
 Analytical result exceeds one or more Tier 1 RO

**TABLE 3-6  
TIER 1 COMPARISON VOC RESULTS FOR 0 TO 3 FT DEPTH  
CHAMPAIGN MGP SITE  
CHAMPAIGN, ILLINOIS  
AMERENIP**

CONSTITUENT	Tier 1 Remediation Objectives - Soil									Soil Component to GW (Class I)	UNITS	B-503	B-510	B-514	B-550	B-554
	Residential	Ingestion			Inhalation			Indoor Inhalation				B-503-3	B-510-2	B-514-3	B-550-3	B-554-3
		Commercial	Construction	Residential	Commercial	Construction	Residential	Commercial	7/13/2004			7/12/2004	7/22/2004	7/20/2004	7/15/2004	
											2'-3'	1'-2'	2'-3'	2'-3'	2'-3'	
1,1,1-Trichloroethane	---	---	---	1,200	1,200	1,200	560	560	2	(mg/kg)	<0.173	<0.0012	<0.0012	<0.0016	<0.036	
1,1,2,2-Tetrachloroethane	2,300	61,000	61,000	1,000	1,000	1,000	---	---	2	(mg/kg)	<0.173	<0.0012	<0.0012	<0.0016	<0.036	
1,1,2-Trichloroethane	310	8,200	8,200	1,800	1,800	1,800	900	900	0.02	(mg/kg)	<0.173	<0.0012	<0.0012	<0.0016	<0.036	
1,1-Dichloroethane	7,800	200,000	200,000	1,300	1,700	130	110	670	23	(mg/kg)	<0.173	<0.0012	<0.0012	<0.0016	<0.036	
1,1-Dichloroethylene	700	18,000	18,000	15,000	15,000	300	13	77	0.06	(mg/kg)	<0.173	<0.0012	<0.0012	<0.0016	<0.036	
1,2-Dichloroethane	7	63	1,400	0.4	0.7	0.99	0.066	0.48	0.2	(mg/kg)	<0.173	<0.0012	<0.0012	<0.0016	<0.036	
1,2-Dichloropropane	9	84	1,800	15	23	0.5	0.023	0.17	0.03	(mg/kg)	<0.173	<0.0012	<0.0012	<0.0016	<0.036	
2-Hexanone	3100 <sup>(1)</sup>	82000 <sup>(1)</sup>	8200 <sup>(1)</sup>	70 <sup>(1)</sup>	110 <sup>(1)</sup>	0.72 <sup>(1)</sup>	---	---	1.3 <sup>(1)</sup>	(mg/kg)	<1.73	<0.0122	<0.01178	<0.0155	<0.036	
Acetone	7,800	200,000	200,000	100,000	100,000	10,000	100,000	100,000	16	(mg/kg)	<1.73	0.038	0.126	0.212	<0.036	
Bromodichloromethane	10	92	2,000	3,000	3,000	3,000	1,400	1,400	0.6	(mg/kg)	<0.173	<0.0012	<0.0012	<0.0016	<0.036	
Bromoform	81	720	16,000	53	100	140	49	360	0.8	(mg/kg)	<0.173	<0.0012	<0.0012	<0.0016	<0.036	
Carbon Disulfide	7,800	200,000	20,000	720	720	9	38	230	32	(mg/kg)	<0.52	<0.0036	0.0109	0.0111	<0.108	
Carbon tetrachloride	5	44	410	0.3	0.64	0.9	0.021	0.15	0.07	(mg/kg)	<0.173	<0.0012	<0.0012	<0.0016	<0.036	
Chlorobenzene	1,600	41,000	4,100	130	210	1.3	54.0	330.0	1	(mg/kg)	<0.173	<0.0012	<0.0012	<0.0016	<0.036	
Chloroethane	31,000 <sup>(1)</sup>	820,000 <sup>(1)</sup>	82,000 <sup>(1)</sup>	1500 <sup>(1)</sup>	1,500 <sup>(1)</sup>	94 <sup>(1)</sup>	---	---	15 <sup>(1)</sup>	(mg/kg)	<0.347	<0.0024	<0.0024	<0.0031	<0.0720	
Chloroform	100	940	2,000	0.3	0.54	0.76	0.028	0.2	0.6	(mg/kg)	<0.173	<0.0012	<0.0012	<0.0016	<0.036	
cis-1,2-Dichloroethylene	780	20,000	20,000	1,200	1,200	1,200	700	700	0.4	(mg/kg)	<0.173	<0.0012	<0.0012	<0.0016	<0.036	
cis-1,3-Dichloropropene	6.40	57	1,200	1.1	2.10	0.39	---	---	0.004	(mg/kg)	<0.173	<0.0012	<0.0012	<0.0016	<0.036	
Dibromochloromethane	1,600	41,000	41,000	1,300	1,300	1,300	---	---	0.4	(mg/kg)	<0.173	<0.0012	<0.0012	<0.0016	<0.036	
Ethene, 1,2-dichloro-, (E)-	1,600	41,000	41,000	3,100	3,100	3,100	---	---	0.7	(mg/kg)	<0.173	<0.0012	<0.0012	<0.0016	<0.036	
Methyl bromide	110	2,900	1,000	10	15	3.9	0.71	4.3	0.2	(mg/kg)	<0.347	<0.0024	<0.0024	<0.0031	<0.0720	
Methyl chloride (Chloromethane)	310 <sup>(1)</sup>	8,200 <sup>(1)</sup>	820 <sup>(1)</sup>	110 <sup>(1)</sup>	170 <sup>(1)</sup>	1.1 <sup>(1)</sup>	---	---	0.14 <sup>(1)</sup>	(mg/kg)	<0.347	<0.0024	<0.0024	<0.0031	<0.0720	
Methyl ethyl ketone	47,000	1,000,000	410,000	140,000	22,000	140	---	---	17	(mg/kg)	<1.73	<0.0012	<0.0118	0.03	0.72	
Methyl isobutyl ketone (MIBK)	---	---	---	3,100 <sup>(1)</sup>	3,100 <sup>(1)</sup>	340 <sup>(1)</sup>	---	---	---	(mg/kg)	<1.73	<0.0012	<0.0118	<0.0155	<0.360	
Methyl tert-butyl ether	780	20,000	140	8,800	8,800	140	2,900	6,300	0.32	(mg/kg)	<0.0866	<0.0006	<0.0006	<0.0008	<0.018	
Methylene chloride	85	760	12,000	13	24	34	1.4	10	0.02	(mg/kg)	<0.173	<0.0012	0.0016	<0.0016	<0.036	
Styrene	16,000	410,000	41,000	1,500	1,500	430	230	230	4	(mg/kg)	<0.173	<0.0012	0.0032	<0.0016	<0.036	
Tetrachloroethylene	12	110	2,400	11	1,500	430	0.24	1.7	0.06	(mg/kg)	<0.173	<0.0012	<0.0012	<0.0016	<0.036	
trans-1,3-Dichloropropene	6.40	57	1,200	1.1	2.1	0.39	0.061	0.45	0.004	(mg/kg)	<0.173	<0.0012	<0.0012	<0.0016	<0.036	
Trichloroethylene	58	520	1,200	5	8.9	12	0.26	1.9	0.06	(mg/kg)	<0.173	<0.0012	<0.0012	<0.0016	<0.036	
Vinyl chloride	0.3	7.9	170	0.03	1.1	1.1	0.011	0.15	0.01	(mg/kg)	<0.0866	<0.0006	<0.0006	<0.0008	<0.018	

Notes: mg/kg Milligrams per kilogram  
 (1) Provisional remediation objective provided by IEPA  
 ----- No remediation objective has been established by the IEPA for this constituent for this exposure route  
 <12 Not detected at the level identified  
 Analytical result exceeds one or more Tier 1 RO

**TABLE 3-7**  
**TIER 1 COMPARISON VOC RESULTS 3 TO 10 FT DEPTH**  
**CHAMPAIGN MGP SITE**  
**CHAMPAIGN, ILLINOIS**  
**AMERENIP**

CONSTITUENT	Tier 1 Remediation Objectives - Soil									Soil Component to Groundwater (Class I)	UNITS	B-504	B-508	B-509
	<u>Ingestion</u>			<u>Inhalation</u>			<u>Indoor Inhalation</u>					B-504-7	B-508-9	B-509-8
	Residential	Commercial	Construction	Residential	Commercial	Construction	Residential	Commercial	Construction			7/13/2004	7/19/2004	7/21/2004
1,1,1-Trichloroethane	---	---	---	1,200	1,200	1,200	560	560	2	(mg/kg)	<0.883	<0.104	<0.001	
1,1,2,2-Tetrachloroethane	2,300	61,000	61,000	1,000	1,000	1,000	---	---	2	(mg/kg)	<0.883	<0.104	<0.001	
1,1,2-Trichloroethane	310	8,200	8,200	1,800	1,800	1,800	900	900	0.02	(mg/kg)	<0.883	<0.104	<0.001	
1,1-Dichloroethane	7,800	200,000	200,000	1,300	1,700	130	110	670	23	(mg/kg)	<0.883	<0.104	<0.001	
1,1-Dichloroethylene	700	18,000	18,000	15,000	15,000	300	13	77	0.06	(mg/kg)	<0.883	<0.104	<0.001	
1,2-Dichloroethane	7	63	1,400	0.4	0.7	0.99	0.066	0.48	0.2	(mg/kg)	<0.883	<0.104	<0.001	
1,2-Dichloropropane	9	84	1,800	15	23	0.5	0.023	0.17	0.03	(mg/kg)	<0.883	<0.104	<0.001	
2-Hexanone	3100 <sup>(1)</sup>	82000 <sup>(1)</sup>	8200 <sup>(1)</sup>	70 <sup>(1)</sup>	110 <sup>(1)</sup>	0.72 <sup>(1)</sup>	---	---	1.3 <sup>(1)</sup>	(mg/kg)	<8.83	<1.04	<0.0103	
Acetone	7,800	200,000	200,000	100,000	100,000	10,000	100,000	100,000	16	(mg/kg)	<8.83	2.5	0.031	
Bromodichloromethane	10	92	2,000	3,000	3,000	3,000	1,400	1,400	0.6	(mg/kg)	<0.883	<0.104	<0.001	
Bromoform	81	720	16,000	53	100	140	49	360	0.8	(mg/kg)	<0.883	<0.104	<0.001	
Carbon Disulfide	7,800	200,000	20,000	720	720	9	38	230	32	(mg/kg)	<2.65	<0.312	<0.0031	
Carbon tetrachloride	5	44	410	0.3	0.64	0.9	0.021	0.15	0.07	(mg/kg)	<0.883	<0.104	<0.001	
Chlorobenzene	1,600	41,000	4,100	130	210	1.3	54.0	330.0	1	(mg/kg)	<0.883	<0.104	<0.001	
Chloroethane	31,000 <sup>(1)</sup>	820,000 <sup>(1)</sup>	82,000 <sup>(1)</sup>	1500 <sup>(1)</sup>	1,500 <sup>(1)</sup>	94 <sup>(1)</sup>	---	---	15 <sup>(1)</sup>	(mg/kg)	<1.77	<0.208	<0.0021	
Chloroform	100	940	2,000	0.3	0.54	0.76	0.028	0.2	0.6	(mg/kg)	<0.883	<0.104	<0.001	
cis-1,2-Dichloroethylene	780	20,000	20,000	1,200	1,200	1,200	700	700	0.4	(mg/kg)	<0.883	<0.104	<0.001	
cis-1,3-Dichloropropene	6.40	57	1,200	1.1	2.10	0.39	---	---	0.004	(mg/kg)	<0.883	<0.104	<0.001	
Dibromochloromethane	1,600	41,000	41,000	1,300	1,300	1,300	---	---	0.4	(mg/kg)	<0.883	<0.104	<0.001	
Ethene, 1,2-dichloro-, (E)-	1,600	41,000	41,000	3,100	3,100	3,100	---	---	0.7	(mg/kg)	<0.883	<0.104	<0.001	
Methyl bromide	110	2,900	1,000	10	15	3.9	0.71	4.3	0.2	(mg/kg)	<1.77	<0.208	<0.0021	
Methyl chloride	310 <sup>(1)</sup>	8,200 <sup>(1)</sup>	820 <sup>(1)</sup>	110 <sup>(1)</sup>	170 <sup>(1)</sup>	1.1 <sup>(1)</sup>	---	---	0.14 <sup>(1)</sup>	(mg/kg)	<1.77	<0.208	<0.0021	
Methyl ethyl ketone	47,000	1,000,000	410,000	140,000	22,000	140	---	---	17	(mg/kg)	<8.83	<1.04	<0.0103	
Methyl isobutyl ketone (MIBK)	---	---	---	3,100 <sup>(1)</sup>	3,100 <sup>(1)</sup>	340 <sup>(1)</sup>	---	---	---	(mg/kg)	<8.83	<1.04	<0.0103	
Methyl tert-butyl ether	780	20,000	140	8,800	8,800	140	2,900	6,300	0.32	(mg/kg)	<0.441	<0.052	<0.0005	
Methylene chloride	85	760	12,000	13	24	34	1.4	10	0.02	(mg/kg)	<0.883	0.2	<0.001	
Styrene	16,000	410,000	41,000	1,500	1,500	430	230	230	4	(mg/kg)	<0.883	<0.104	<0.001	
Tetrachloroethylene	12	110	2,400	11	1,500	430	0.24	1.7	0.06	(mg/kg)	<0.883	<0.104	<0.001	
trans-1,3-Dichloropropene	6.40	57	1,200	1.1	2.1	0.39	0.061	0.45	0.004	(mg/kg)	<0.883	<0.104	<0.001	
Trichloroethylene	58	520	1,200	5	8.9	12	0.26	1.9	0.06	(mg/kg)	<0.883	<0.104	<0.001	
Vinyl chloride	0.3	7.9	170	0.03	1.1	1.1	0.011	0.15	0.01	(mg/kg)	<0.441	<0.52	<0.0005	

Notes: mg/kg Milligrams per kilogram  
(1) Provisional remediation objective provided by IEPA  
---- No remediation objective has been established by the IEPA for this constituent for this exposure route  
<12 Not detected at the level identified  
Analytical result exceeds one or more Tier 1 RO

**TABLE 3-8  
TIER 1 COMPARISON VOC RESULTS FOR GREATER THAN 10 FT DEPTH  
CHAMPAIGN MGP SITE  
CHAMPAIGN, ILLINOIS  
AMERENIP**

Tier 1 Remediation Objectives - Soil											B-501	B-505	B-506	B-507
CONSTITUENT	<u>Ingestion</u>			<u>Inhalation</u>			<u>Indoor Inhalation</u>		Soil Component to Groundwater (Class I)	UNITS	B-501	B-505	B-506	B-507
	Residential	Commercial	Construction	Residential	Commercial	Construction	Residential	Commercial			7/13/2004	7/14/2004	7/22/2004	7/21/2004
											23'-24'	10'-11'	27'-28'	18'-19'
1,1,1-Trichloroethane	---	---	---	1,200	1,200	1,200	560	560	2	(mg/kg)	<0.0007	<0.211	<0.0009	<1.04
1,1,2,2-Tetrachloroethane	2,300	61,000	61,000	1,000	1,000	1,000	---	---	2	(mg/kg)	<0.0007	<0.211	<0.0009	<1.04
1,1,2-Trichloroethane	310	8,200	8,200	1,800	1,800	1,800	900	900	0.02	(mg/kg)	<0.0007	<0.211	<0.0009	<1.04
1,1-Dichloroethane	7,800	200,000	200,000	1,300	1,700	130	110	670	23	(mg/kg)	<0.0007	<0.211	<0.0009	<1.04
1,1-Dichloroethylene	700	18,000	18,000	15,000	15,000	300	13	77	0.06	(mg/kg)	<0.0007	<0.211	<0.0009	<1.04
1,2-Dichloroethane	7	63	1,400	0.4	0.7	0.99	0.066	0.48	0.2	(mg/kg)	<0.0007	<0.211	<0.0009	<1.04
1,2-Dichloropropane	9	84	1,800	15	23	0.5	0.023	0.17	0.03	(mg/kg)	<0.0007	<0.211	<0.0009	<1.04
2-Hexanone	3100 <sup>(1)</sup>	82000 <sup>(1)</sup>	8200 <sup>(1)</sup>	70 <sup>(1)</sup>	110 <sup>(1)</sup>	0.72 <sup>(1)</sup>	---	---	1.3 <sup>(1)</sup>	(mg/kg)	<0.0074	<2.11	<0.0092	<10.4
Acetone	7,800	200,000	200,000	100,000	100,000	10,000	100,000	100,000	16	(mg/kg)	0.0083	<2.11	0.0575	20
Bromodichloromethane	10	92	2,000	3,000	3,000	3,000	1,400	1,400	0.6	(mg/kg)	<0.0007	<0.211	<0.0009	<1.04
Bromoform	81	720	16,000	53	100	140	49	360	0.8	(mg/kg)	<0.0007	<0.211	<0.0009	<1.04
Carbon Disulfide	7,800	200,000	20,000	720	720	9	38	230	32	(mg/kg)	<0.0022	<0.633	<0.0009	<3.13
Carbon tetrachloride	5	44	410	0.3	0.64	0.9	0.021	0.15	0.07	(mg/kg)	<0.0007	<0.211	<0.0009	<1.04
Chlorobenzene	1,600	41,000	4,100	130	210	1.3	54.0	330.0	1	(mg/kg)	<0.0007	<0.211	<0.0009	<1.04
Chloroethane	31,000 <sup>(1)</sup>	820,000 <sup>(1)</sup>	82,000 <sup>(1)</sup>	1500 <sup>(1)</sup>	1,500 <sup>(1)</sup>	94 <sup>(1)</sup>	---	---	15 <sup>(1)</sup>	(mg/kg)	<0.0015	<0.422	<0.0018	<2.09
Chloroform	100	940	2,000	0.3	0.54	0.76	0.028	0.2	0.6	(mg/kg)	<0.0007	<0.211	<0.0009	<1.04
cis-1,2-Dichloroethylene	780	20,000	20,000	1,200	1,200	1,200	700	700	0.4	(mg/kg)	<0.0007	<0.211	<0.0009	<1.04
cis-1,3-Dichloropropene	6.40	57	1,200	1.1	2.10	0.39	---	---	0.004	(mg/kg)	<0.0007	<0.211	<0.0009	<1.04
Dibromochloromethane	1,600	41,000	41,000	1,300	1,300	1,300	---	---	0.4	(mg/kg)	<0.0007	<0.211	<0.0009	<1.04
Ethene, 1,2-dichloro-, (E)-	1,600	41,000	41,000	3,100	3,100	3,100	---	---	0.7	(mg/kg)	<0.0007	<0.211	<0.0009	<1.04
Methyl bromide	110	2,900	1,000	10	15	3.9	0.71	4.3	0.2	(mg/kg)	<0.0015	<0.422	<0.0018	<2.09
Methyl chloride	310 <sup>(1)</sup>	8,200 <sup>(1)</sup>	820 <sup>(1)</sup>	110 <sup>(1)</sup>	170 <sup>(1)</sup>	1.1 <sup>(1)</sup>	---	---	0.14 <sup>(1)</sup>	(mg/kg)	<0.0015	<0.422	<0.0018	<2.09
Methyl ethyl ketone	47,000	1,000,000	410,000	140,000	22,000	140	---	---	17	(mg/kg)	<0.0074	<2.11	<0.0092	<10.4
Methyl isobutyl ketone (MIBK)	---	---	---	3,100 <sup>(1)</sup>	3,100 <sup>(1)</sup>	340 <sup>(1)</sup>	---	---	---	(mg/kg)	<0.0074	<2.11	<0.0092	<10.4
Methyl tert-butyl ether	780	20,000	140	8,800	8,800	140	2,900	6,300	0.32	(mg/kg)	<0.0004	<0.105	<0.0005	<0.522
Methylene chloride	85	760	12,000	13	24	34	1.4	10	0.02	(mg/kg)	<0.0007	<0.211	0.0016	1.3
Styrene	16,000	410,000	41,000	1,500	1,500	430	230	230	4	(mg/kg)	<0.0007	<0.211	<0.0009	938
Tetrachloroethylene	12	110	2,400	11	1,500	430	0.24	1.7	0.06	(mg/kg)	<0.0007	<0.211	<0.0009	<1.04
trans-1,3-Dichloropropene	6.40	57	1,200	1.1	2.1	0.39	0.061	0.45	0.004	(mg/kg)	<0.0007	<0.211	<0.0009	<1.04
Trichloroethylene	58	520	1,200	5	8.9	12	0.26	1.9	0.06	(mg/kg)	<0.0007	<0.211	<0.0009	<1.04
Vinyl chloride	0.3	7.9	170	0.03	1.1	1.1	0.011	0.15	0.01	(mg/kg)	<0.0004	<0.105	<0.0005	<0.522

Notes: mg/kg Milligrams per kilogram  
 (1) Provisional remediation objective provided by IEPA  
 ----- No remediation objective has been established by the IEPA for this constituent for this exposure route  
 <12 Not detected at the level identified  
 Analytical result exceeds one or more Tier 1 RO

**TABLE 3-8  
TIER 1 COMPARISON VOC RESULTS FOR GREATER THAN 10 FT DEPTH  
CHAMPAIGN MGP SITE  
CHAMPAIGN, ILLINOIS  
AMERENIP**

Tier 1 Remediation Objectives - Soil											B-513	B-515	B-553	B-556
CONSTITUENT	<u>Ingestion</u>			<u>Inhalation</u>			<u>Indoor Inhalation</u>		Soil Component to Groundwater (Class I)	B-513-12	B-515-32	B-553-32	B-556-28	
	Residential	Commercial	Construction	Residential	Commercial	Construction	Residential	Commercial		7/12/2004 11'-12'	7/16/2004 31'-32'	7/14/2004 31'-32'	7/20/2004 27'-28'	
1,1,1-Trichloroethane	---	---	---	1,200	1,200	1,200	560	560	2	<0.0008	<0.0007	<0.0007	<0.0008	
1,1,2,2-Tetrachloroethane	2,300	61,000	61,000	1,000	1,000	1,000	---	---	2	<0.0008	<0.0007	<0.0007	<0.0008	
1,1,2-Trichloroethane	310	8,200	8,200	1,800	1,800	1,800	900	900	0.02	<0.0008	<0.0007	<0.0007	<0.0008	
1,1-Dichloroethane	7,800	200,000	200,000	1,300	1,700	130	110	670	23	<0.0008	<0.0007	<0.0007	<0.0008	
1,1-Dichloroethylene	700	18,000	18,000	15,000	15,000	300	13	77	0.06	<0.0008	<0.0007	<0.0007	<0.0008	
1,2-Dichloroethane	7	63	1,400	0.4	0.7	0.99	0.066	0.48	0.2	<0.0008	<0.0007	<0.0007	<0.0008	
1,2-Dichloropropane	9	84	1,800	15	23	0.5	0.023	0.17	0.03	<0.0008	<0.0007	<0.0007	<0.0008	
2-Hexanone	3100 <sup>(1)</sup>	82000 <sup>(1)</sup>	8200 <sup>(1)</sup>	70 <sup>(1)</sup>	110 <sup>(1)</sup>	0.72 <sup>(1)</sup>	---	---	1.3 <sup>(1)</sup>	<0.0081	<0.0072	<0.0073	<0.0078	
Acetone	7,800	200,000	200,000	100,000	100,000	10,000	100,000	100,000	16	0.019	0.032	0.0371	0.031	
Bromodichloromethane	10	92	2,000	3,000	3,000	3,000	1,400	1,400	0.6	<0.0008	<0.0007	<0.0007	<0.0008	
Bromoform	81	720	16,000	53	100	140	49	360	0.8	<0.0008	<0.0007	<0.0007	<0.0008	
Carbon Disulfide	7,800	200,000	20,000	720	720	9	38	230	32	<0.0024	<0.0022	<0.0022	<0.0023	
Carbon tetrachloride	5	44	410	0.3	0.64	0.9	0.021	0.15	0.07	<0.0008	<0.0007	<0.0007	<0.0008	
Chlorobenzene	1,600	41,000	4,100	130	210	1.3	54.0	330.0	1	<0.0008	<0.0007	<0.0007	<0.0008	
Chloroethane	31,000 <sup>(1)</sup>	820,000 <sup>(1)</sup>	82,000 <sup>(1)</sup>	1500 <sup>(1)</sup>	1,500 <sup>(1)</sup>	94 <sup>(1)</sup>	---	---	15 <sup>(1)</sup>	<0.0016	<0.0014	<0.0014	<0.0016	
Chloroform	100	940	2,000	0.3	0.54	0.76	0.028	0.2	0.6	<0.0008	<0.0007	<0.0007	<0.0008	
cis-1,2-Dichloroethylene	780	20,000	20,000	1,200	1,200	1,200	700	700	0.4	<0.0008	<0.0007	<0.0007	<0.0008	
cis-1,3-Dichloropropene	6.40	57	1,200	1.1	2.10	0.39	---	---	0.004	<0.0008	<0.0007	<0.0007	<0.0008	
Dibromochloromethane	1,600	41,000	41,000	1,300	1,300	1,300	---	---	0.4	<0.0008	<0.0007	<0.0007	<0.0008	
Ethene, 1,2-dichloro-, (E)-	1,600	41,000	41,000	3,100	3,100	3,100	---	---	0.7	<0.0008	<0.0007	<0.0007	<0.0008	
Methyl bromide	110	2,900	1,000	10	15	3.9	0.71	4.3	0.2	<0.0016	<0.0014	<0.0014	<0.0016	
Methyl chloride	310 <sup>(1)</sup>	8,200 <sup>(1)</sup>	820 <sup>(1)</sup>	110 <sup>(1)</sup>	170 <sup>(1)</sup>	1.1 <sup>(1)</sup>	---	---	0.14 <sup>(1)</sup>	<0.0016	<0.0014	<0.0014	<0.0016	
Methyl ethyl ketone	47,000	1,000,000	410,000	140,000	22,000	140	---	---	17	<0.0081	<0.0072	<0.0073	<0.0078	
Methyl isobutyl ketone (MIBK)	---	---	---	3,100 <sup>(1)</sup>	3,100 <sup>(1)</sup>	340 <sup>(1)</sup>	---	---	---	<0.0081	<0.0072	<0.0073	<0.0078	
Methyl tert-butyl ether	780	20,000	140	8,800	8,800	140	2,900	6,300	0.32	<0.0004	<0.0004	<0.0004	<0.0004	
Methylene chloride	85	760	12,000	13	24	34	1.4	10	0.02	0.0001	<0.0007	0.0008	0.0011	
Styrene	16,000	410,000	41,000	1,500	1,500	430	230	230	4	<0.0008	<0.0007	<0.0007	<0.0008	
Tetrachloroethylene	12	110	2,400	11	1,500	430	0.24	1.7	0.06	<0.0008	<0.0007	<0.0007	<0.0008	
trans-1,3-Dichloropropene	6.40	57	1,200	1.1	2.1	0.39	0.061	0.45	0.004	<0.0008	<0.0007	<0.0007	<0.0008	
Trichloroethylene	58	520	1,200	5	8.9	12	0.26	1.9	0.06	<0.0008	<0.0007	<0.0007	<0.0008	
Vinyl chloride	0.3	7.9	170	0.03	1.1	1.1	0.011	0.15	0.01	<0.0004	<0.0004	<0.0004	<0.0004	

Notes: mg/kg Milligrams per kilogram  
 (1) Provisional remediation objective provided by IEPA  
 ----- No remediation objective has been established by the IEPA for this constituent for this exposure route  
 <12 Not detected at the level identified  
 Analytical result exceeds one or more Tier 1 RO

**TABLE 3-8  
TIER 1 COMPARISON VOC RESULTS FOR GREATER THAN 10 FT DEPTH  
CHAMPAIGN MGP SITE  
CHAMPAIGN, ILLINOIS  
AMERENIP**

Tier 1 Remediation Objectives - Soil										B-557 B-557-12 7/20/2004 11'-12'
CONSTITUENT	<u>Ingestion</u>			<u>Inhalation</u>			<u>Indoor Inhalation</u>		Soil Component to Groundwater (Class I)	
	Residential	Commercial	Construction	Residential	Commercial	Construction	Residential	Commercial		
1,1,1-Trichloroethane	---	---	---	1,200	1,200	1,200	560	560	2	<0.0018
1,1,2,2-Tetrachloroethane	2,300	61,000	61,000	1,000	1,000	1,000	---	---	2	<0.0018
1,1,2-Trichloroethane	310	8,200	8,200	1,800	1,800	1,800	900	900	0.02	<0.0018
1,1-Dichloroethane	7,800	200,000	200,000	1,300	1,700	130	110	670	23	<0.0018
1,1-Dichloroethylene	700	18,000	18,000	15,000	15,000	300	13	77	0.06	<0.0018
1,2-Dichloroethane	7	63	1,400	0.4	0.7	0.99	0.066	0.48	0.2	<0.0018
1,2-Dichloropropane	9	84	1,800	15	23	0.5	0.023	0.17	0.03	<0.0018
2-Hexanone	3100 <sup>(1)</sup>	82000 <sup>(1)</sup>	8200 <sup>(1)</sup>	70 <sup>(1)</sup>	110 <sup>(1)</sup>	0.72 <sup>(1)</sup>	---	---	1.3 <sup>(1)</sup>	<0.018
Acetone	7,800	200,000	200,000	100,000	100,000	10,000	100,000	100,000	16	0.067
Bromodichloromethane	10	92	2,000	3,000	3,000	3,000	1,400	1,400	0.6	<0.0018
Bromoform	81	720	16,000	53	100	140	49	360	0.8	<0.0018
Carbon Disulfide	7,800	200,000	20,000	720	720	9	38	230	32	<0.0054
Carbon tetrachloride	5	44	410	0.3	0.64	0.9	0.021	0.15	0.07	<0.0018
Chlorobenzene	1,600	41,000	4,100	130	210	1.3	54.0	330.0	1	<0.0018
Chloroethane	31,000 <sup>(1)</sup>	820,000 <sup>(1)</sup>	82,000 <sup>(1)</sup>	1500 <sup>(1)</sup>	1,500 <sup>(1)</sup>	94 <sup>(1)</sup>	---	---	15 <sup>(1)</sup>	<0.0036
Chloroform	100	940	2,000	0.3	0.54	0.76	0.028	0.2	0.6	<0.0018
cis-1,2-Dichloroethylene	780	20,000	20,000	1,200	1,200	1,200	700	700	0.4	<0.0018
cis-1,3-Dichloropropene	6.40	57	1,200	1.1	2.10	0.39	---	---	0.004	<0.0018
Dibromochloromethane	1,600	41,000	41,000	1,300	1,300	1,300	---	---	0.4	<0.0018
Ethene, 1,2-dichloro-, (E)-	1,600	41,000	41,000	3,100	3,100	3,100	---	---	0.7	<0.0018
Methyl bromide	110	2,900	1,000	10	15	3.9	0.71	4.3	0.2	<0.0036
Methyl chloride	310 <sup>(1)</sup>	8,200 <sup>(1)</sup>	820 <sup>(1)</sup>	110 <sup>(1)</sup>	170 <sup>(1)</sup>	1.1 <sup>(1)</sup>	---	---	0.14 <sup>(1)</sup>	<0.0036
Methyl ethyl ketone	47,000	1,000,000	410,000	140,000	22,000	140	---	---	17	<0.018
Methyl isobutyl ketone (MIBK)	---	---	---	3,100 <sup>(1)</sup>	3,100 <sup>(1)</sup>	340 <sup>(1)</sup>	---	---	---	<0.018
Methyl tert-butyl ether	780	20,000	140	8,800	8,800	140	2,900	6,300	0.32	<0.0009
Methylene chloride	85	760	12,000	13	24	34	1.4	10	0.02	<0.0018
Styrene	16,000	410,000	41,000	1,500	1,500	430	230	230	4	<0.0018
Tetrachloroethylene	12	110	2,400	11	1,500	430	0.24	1.7	0.06	<0.0018
trans-1,3-Dichloropropene	6.40	57	1,200	1.1	2.1	0.39	0.061	0.45	0.004	<0.0018
Trichloroethylene	58	520	1,200	5	8.9	12	0.26	1.9	0.06	<0.0018
Vinyl chloride	0.3	7.9	170	0.03	1.1	1.1	0.011	0.15	0.01	<0.0009

Notes: mg/kg Milligrams per kilogram  
(1) Provisional remediation objective provided by IEPA  
----- No remediation objective has been established by the IEPA for this constituent for this exposure route  
<12 Not detected at the level identified  
Analytical result exceeds one or more Tier 1 RO

**TABLE 3-9  
GROUNDWATER ANALYTICAL RESULTS - VOCs  
SEPTEMBER, 2008  
CHAMPAIGN MGP SITE  
AMERENIP**

CONSTITUENT	Class I		UMW-102 9/16/2008	UMW-104 9/17/2008	UMW-105 9/16/2008	UMW-106 9/16/2008	UMW-107 9/16/2008	UMW-108 9/17/2008	UMW-109 9/17/2008	UMW-110 9/17/2008	UMW-111A 9/17/2008	UMW-113 9/16/2008	UMW-113 D 9/16/2008	UMW-114 9/16/2008	UMW-115 9/16/2008	UMW-116 9/16/2008	UMW-117 9/17/2008	UMW-118 9/17/2008	UMW-119 9/16/2008	UMW-120 9/16/2008	
	Groundwater Standard	Units																			
<b><i>Volatile Organic Compounds (8260B)</i></b>																					
1,1,1-Trichloroethane	200	ug/L	<5	<5	<5	<5	<25	<5	<5	<5	<5	<5	<5	<500	<5	<5	<5	<5	<5	<5	
1,1,2,2-Tetrachloroethane	420 <sup>(1)</sup>	ug/L	<5	<5	<5	<5	<25	<5	<5	<5	<5	<5	<5	<500	<5	<5	<5	<5	<5	<5	
1,1,2-Trichloroethane	5	ug/L	<5	<5	<5	<5	<25	<5	<5	<5	<5	<5	<5	<500	<5	<5	<5	<5	<5	<5	
1,1-Dichloroethane	700	ug/L	<5	<5	<5	<5	<25	<5	<5	<5	<5	<5	<5	<500	<5	<5	<5	<5	<5	<5	
1,1-Dichloroethene	7	ug/L	<5	<5	<5	<5	<25	<5	<5	<5	<5	<5	<5	<500	<5	<5	<5	<5	<5	<5	
1,2-Dichloroethane	5	ug/L	<5	<5	<5	<5	<25	<5	<5	<5	<5	<5	<5	<500	<5	<5	<5	<5	<5	<5	
1,2-Dichloropropane	5	ug/L	<5	<5	<5	<5	<25	<5	<5	<5	<5	<5	<5	<500	<5	<5	<5	<5	<5	<5	
2-Butanone	4,200 <sup>(1)</sup>	ug/L	<25	<25	<25	<25	<125	<25	<25	<25	<25	<25	<25	<2500	<25	<25	<25	<25	<25	<25	
2-Hexanone	280 <sup>(1)</sup>	ug/L	<25	<25	<25	<25	<125	<25	<25	<25	<25	<25	<25	<2500	<25	<25	<25	<25	<25	<25	
4-Methyl-2-pentanone	---	ug/L	<25	<25	<25	<25	<125	<25	<25	<25	<25	<25	<25	<2500	<25	<25	<25	<25	<25	<25	
Acetone	6300	ug/L	<25	<25	<25	<25	<125	<25	<25	<25	<25	<25	<25	<2500	<25	<25	<25	<25	<25	<25	
Benzene	5	ug/L	<2	<2	<2	<2	640	<2	<2	17.6	<2	2.3	2.6	1320	15.1	<2	<2	<2	1.3	<2	
Bromodichloromethane	0.2	ug/L	<5	<5	<5	<5	<25	<5	<5	<5	<5	<5	<5	<500	<5	<5	<5	<5	<5	<5	
Bromoform	1	ug/L	<5	<5	<5	<5	<25	<5	<5	<5	<5	<5	<5	<500	<5	<5	<5	<5	<5	<5	
Bromomethane	9.8	ug/L	<10	<10	<10	<10	<50	<10	<10	<10	<10	<10	<10	<1000	<10	<10	<10	<10	<10	<10	
Carbon disulfide	700	ug/L	<5	<5	<5	<5	<25	<5	<5	<5	<5	<5	<5	<500	<5	<5	<5	<5	<5	<5	
Carbon tetrachloride	5	ug/L	<5	<5	<5	<5	<25	<5	<5	<5	<5	<5	<5	<500	<5	<5	<5	<5	<5	<5	
Chlorobenzene	100	ug/L	<5	<5	<5	<5	<25	<5	<5	<5	<5	<5	<5	<500	<5	<5	<5	<5	<5	<5	
Chloroethane	2800 <sup>(1)</sup>	ug/L	<10	<10	<10	<10	<50	<10	<10	<10	<10	<10	<10	<1000	<10	<10	<10	<10	<10	<10	
Chloroform	0.2	ug/L	<5	<5	<5	<5	<25	<5	<5	<5	<5	<5	<5	<500	<5	<5	<5	<5	<5	<5	
Chloromethane	28 <sup>(1)</sup>	ug/L	<10	<10	<10	<10	<50	<10	<10	<10	<10	<10	<10	<1000	<10	<10	<10	<10	<10	<10	
cis-1,2-Dichloroethene	70	ug/L	<5	<5	<5	<5	<25	<5	<5	<5	<5	<5	<5	<500	<5	<5	<5	<5	<5	<5	
cis-1,3-Dichloropropene	1	ug/L	<5	<5	<5	<5	<25	<5	<5	<5	<5	<5	<5	<500	<5	<5	<5	<5	<5	<5	
Dibromochloromethane	140	ug/L	<5	<5	<5	<5	<25	<5	<5	<5	<5	<5	<5	<500	<5	<5	<5	<5	<5	<5	
Ethylbenzene	700	ug/L	<5	<5	<5	<5	26.8	<5	<5	25.1	<5	<5	<5	1160	2.3	<5	<5	<5	<5	<5	
Methyl tert-butyl ether	70	ug/L	<2	<2	<2	<2	<10	<2	<2	<2	<2	<2	<2	<200	<2	<2	<2	<2	<2	<2	
Methylene chloride	5	ug/L	<5	<5	<5	<5	<25	<5	<5	<5	<5	<5	<5	<500	<5	<5	<5	<5	<5	<5	
Styrene	100	ug/L	<5	<5	<5	<5	<25	<5	<5	<5	<5	<5	<5	<500	<5	<5	<5	<5	<5	<5	
Tetrachloroethene	5	ug/L	<5	<5	<5	<5	<25	<5	<5	<5	<5	<5	<5	<500	<5	<5	<5	<5	<5	<5	
Toluene	1000	ug/L	<5	<5	<5	<5	<25	<5	<5	2.2	<5	<5	<5	130	<5	<5	<5	<5	<5	<5	
trans-1,2-Dichloroethene	100	ug/L	<5	<5	<5	<5	<25	<5	<5	<5	<5	<5	<5	<500	<5	<5	<5	<5	<5	<5	
trans-1,3-Dichloropropene	1	ug/L	<5	<5	<5	<5	<25	<5	<5	<5	<5	<5	<5	<500	<5	<5	<5	<5	<5	<5	
Trichloroethene	5	ug/L	<5	<5	<5	<5	<25	<5	<5	<5	<5	<5	<5	<500	<5	<5	<5	<5	<5	<5	
Vinyl chloride	2	ug/L	<2	<2	<2	<2	<10	<2	<2	<2	<2	<2	<2	<200	<2	<2	<2	<2	<2	<2	
Xylenes, Total	10000	ug/L	<5	<5	<5	<5	35.8	<5	<5	57.4	<5	2.1	2.4	932	1.1	<5	<5	<5	<5	<5	

Notes:

ug/L Micrograms per liter

(1) Non-TACO or provisional RO provided by the IEPA

<5 Not detected at the method limit identified

Constituent exceeds Class I  
Groundwater Standard

**TABLE 3-9  
GROUNDWATER ANALYTICAL RESULTS - VOCs  
SEPTEMBER, 2008  
CHAMPAIGN MGP SITE  
AMERENIP**

CONSTITUENT	Class I		UMW-121 9/16/2008	UMW-300 9/18/2008	UMW-301 9/17/2008	UMW-302 9/16/2008	UMW-303 9/17/2008	UMW-303 D 9/17/2008	UMW-304 9/16/2008	UMW-305 9/16/2008	UMW-306 9/16/2008	UMW-307 9/16/2008
	Groundwater Standard	Units										
<b><u>Volatile Organic Compounds (8260B)</u></b>												
1,1,1-Trichloroethane	200	ug/L	<5	<5	<5	<125	<5	<5	<25	<5	<5	<5
1,1,2,2-Tetrachloroethane	420 <sup>(1)</sup>	ug/L	<5	<5	<5	<125	<5	<5	<25	<5	<5	<5
1,1,2-Trichloroethane	5	ug/L	<5	<5	<5	<125	<5	<5	<25	<5	<5	<5
1,1-Dichloroethane	700	ug/L	<5	<5	<5	<125	<5	<5	<25	<5	<5	<5
1,1-Dichloroethene	7	ug/L	<5	<5	<5	<125	<5	<5	<25	<5	<5	<5
1,2-Dichloroethane	5	ug/L	<5	<5	<5	<125	<5	<5	<25	<5	<5	<5
1,2-Dichloropropane	5	ug/L	<5	<5	<5	<125	<5	<5	<25	<5	<5	<5
2-Butanone	4,200 <sup>(1)</sup>	ug/L	<25	<25	<25	<625	<25	<25	<125	<25	<25	<25
2-Hexanone	280 <sup>(1)</sup>	ug/L	<25	<25	<25	<625	<25	<25	<125	<25	<25	<25
4-Methyl-2-pentanone	---	ug/L	<25	<25	<25	<625	<25	<25	<125	<25	<25	<25
Acetone	6300	ug/L	<25	<25	<25	<625	<25	<25	<125	6	<25	<25
Benzene	5	ug/L	<2	<2	<2	1030	<2	<2	29.2	<2	<2	<2
Bromodichloromethane	0.2	ug/L	<5	<5	<5	<125	<5	<5	<25	<5	<5	<5
Bromoform	1	ug/L	<5	<5	<5	<125	<5	<5	<25	<5	<5	<5
Bromomethane	9.8	ug/L	<10	<10	<10	<250	<10	<10	<50	<10	<10	<10
Carbon disulfide	700	ug/L	<5	<5	<5	<125	<5	<5	<25	<5	<5	<5
Carbon tetrachloride	5	ug/L	<5	<5	<5	<125	<5	<5	<25	<5	<5	<5
Chlorobenzene	100	ug/L	<5	<5	<5	<125	<5	<5	<25	<5	<5	<5
Chloroethane	2800 <sup>(1)</sup>	ug/L	<10	<10	<10	<250	<10	<10	<50	<10	<10	<10
Chloroform	0.2	ug/L	<5	<5	<5	<125	<5	<5	<25	<5	<5	<5
Chloromethane	28 <sup>(1)</sup>	ug/L	<10	<10	<10	<250	<10	<10	<50	<10	<10	<10
cis-1,2-Dichloroethene	70	ug/L	<5	<5	<5	<125	<5	<5	<25	<5	<5	<5
cis-1,3-Dichloropropene	1	ug/L	<5	<5	<5	<125	<5	<5	<25	<5	<5	<5
Dibromochloromethane	140	ug/L	<5	<5	<5	<125	<5	<5	<25	<5	<5	<5
Ethylbenzene	700	ug/L	<5	<5	<5	86	<5	<5	390	<5	<5	<5
Methyl tert-butyl ether	70	ug/L	<2	<2	<2	<50	<2	<2	<10	<2	<2	<2
Methylene chloride	5	ug/L	<5	<5	<5	<125	<5	<5	<25	<5	<5	<5
Styrene	100	ug/L	<5	<5	<5	<125	<5	<5	<25	<5	<5	<5
Tetrachloroethene	5	ug/L	<5	<5	<5	<125	<5	<5	<25	<5	<5	<5
Toluene	1000	ug/L	<5	<5	<5	<125	<5	<5	6.4	<5	<5	<5
trans-1,2-Dichloroethene	100	ug/L	<5	<5	<5	<125	<5	<5	<25	<5	<5	<5
trans-1,3-Dichloropropene	1	ug/L	<5	<5	<5	<125	<5	<5	<25	<5	<5	<5
Trichloroethene	5	ug/L	<5	<5	<5	<125	<5	<5	<25	<5	<5	<5
Vinyl chloride	2	ug/L	<2	<2	<2	<50	<2	<2	<10	<2	<2	<2
Xylenes, Total	10000	ug/L	<5	<5	3.8	110	<5	<5	108	<5	<5	<5

Notes:

ug/L Micrograms per liter

(1) Non-TACO or provisional RO provided by the IEPA

<5 Not detected at the method limit identified

Constituent exceeds Class I  
Groundwater Standard



**TABLE 3-10  
SURFACE SOIL SVOC RESULTS  
CHAMPAIGN MGP SITE  
CHAMPAIGN, ILLINOIS  
AMERENIP**

CONSTITUENT	Tier 1 Remediation Objectives									Soil Component to GW (Class I)	UNITS/DEPTH	B-503	B-510	B-514	B-550	B-554
	Soil			Inhalation			Indoor Inhalation					B-503-3	B-510-2	B-514-3	B-550-3	B-554-3
	Residential	Commercial	Construction	Residential	Commercial	Construction	Residential	Commercial	Construction			7/13/2004	7/12/2004	7/22/2004	7/20/2004	7/15/2004
	Ingestion			Inhalation			Indoor Inhalation									
1,2,4-Trichlorobenzene	780	20,000	35	3,200	3,200	920	220	980	5	(mg/kg)	<50.3	<2.62	<2.12	<13.1	<3.43	
2,4,5-Trichlorophenol	7,800	200,000	200,000	---	---	---	---	---	270	(mg/kg)	<35.9	<1.87	<1.52	<9.37	<2.45	
2,4,6-Trichlorophenol	58	520	11,000	200	390	540	---	---	0.2	(mg/kg)	<47.7	<2.48	<2.01	<12.4	<3.25	
2,4-Dichlorophenol	230	6,100	610	---	---	---	---	---	1	(mg/kg)	<45.8	<2.38	<1.93	<11.9	<3.12	
2,4-Dimethylphenol	1,600	41,000	41,000	---	---	---	---	---	9	(mg/kg)	<48.0	<2.50	<2.03	<12.5	<3.27	
2,4-Dinitrophenol	160	4,100	410	---	---	---	---	---	0.2	(mg/kg)	<40.5	<2.11	<1.71	<10.6	<2.76	
2,4-Dinitrotoluene	0.9	8.4	180	---	---	---	---	---	0.0008	(mg/kg)	<39.3	<2.05	<1.66	<10.3	<2.68	
2,6-Dinitrotoluene	0.9	8.4	180	---	---	---	---	---	0.0007	(mg/kg)	<40.9	<2.13	<1.72	<10.7	<2.78	
2-Chloronaphthalene	6,300	160,000	160,000	---	---	---	---	---	240	(mg/kg)	<45.4	<2.36	<1.91	<11.8	<3.09	
2-Chlorophenol	390	10,000	10,000	53,000	53,000	53,000	---	---	4	(mg/kg)	<48.0	<2.50	<2.03	<12.5	<3.27	
2-Methylnaphthalene	2,300	61,000	61,000	---	---	---	83	83	29	(mg/kg)	<45.0	<2.30	<1.90	<12.0	<3.10	
3,3-Dichlorobenzidine	1.0	13	280	---	---	---	---	---	0.007	(mg/kg)	<32.5	<1.69	<1.37	<8.48	<2.22	
4,6-Dinitro-o-cresol	27 <sup>(1)</sup>	720 <sup>(1)</sup>	71 <sup>(1)</sup>	---	---	---	---	---	0.04 <sup>(1)</sup>	(mg/kg)	<40.9	<2.13	<1.72	<10.7	<2.78	
4-Bromophenyl phenyl ether	---	---	---	---	---	---	---	---	---	(mg/kg)	<34.8	<1.81	<1.47	<9.07	<2.37	
4-Chlorophenyl phenyl ether	---	---	---	---	---	---	---	---	---	(mg/kg)	<37.4	<1.95	<1.58	<9.76	<2.55	
Bis(2-chloroethoxy)methane	---	---	---	---	---	---	---	---	---	(mg/kg)	<44.3	<2.30	<1.87	<11.5	<3.02	
Bis(2-chloroethyl)ether	0.6	5.0	75.0	0.2	0.5	0.7	0.5	3.7	0.0004	(mg/kg)	<53.7	<2.80	<2.27	<14.0	<3.66	
Bis(2-chloroisopropyl)ether	3100 <sup>(1)</sup>	82000 <sup>(1)</sup>	8200 <sup>(1)</sup>	1300 <sup>(1)</sup>	1300 <sup>(1)</sup>	1300 <sup>(1)</sup>	---	---	2.4	(mg/kg)	<43.1	<2.24	<1.82	<11.2	<2.94	
Bis(2-ethylhexyl)phthalate (BEHP)	46	410	4,100	31,000	31,000	31,000	---	---	3,600	(mg/kg)	<44.0	<2.30	<1.90	<12.0	<3.00	
Butyl benzyl phthalate	16,000	410,000	410,000	930	930	930	---	---	930	(mg/kg)	<38.2	<1.99	<1.61	<9.96	<2.60	
Carbazole	32	290	6,200	---	---	---	---	---	0.60	(mg/kg)	<46.0	<2.40	<2.00	<12.0	<3.10	
Dibenzofuran	310	8,200	820	---	---	---	---	---	15	(mg/kg)	<48.0	<2.50	<2.00	<12.0	<3.20	
Diethyl phthalate	63,000	1,000,000	1,000,000	2,000	2,000	2,000	---	---	470	(mg/kg)	<36.3	<1.89	<1.53	<9.47	<2.47	
Dimethyl phthalate	780,000 <sup>(1)</sup>	1,000,000 <sup>(1)</sup>	1,000,000 <sup>(1)</sup>	1,300 <sup>(1)</sup>	1,300 <sup>(1)</sup>	1,300 <sup>(1)</sup>	---	---	380 <sup>(1)</sup>	(mg/kg)	<34.4	<1.79	<1.45	<8.98	<2.35	
Di-n-butyl phthalate	7,800	200,000	200,000	2,300	2,300	2,300	---	---	0.0004	(mg/kg)	<39.0	<2.03	<1.64	<10.2	<2.66	
Di-n-octyl phthalate	1,600	41,000	4,100	10,000	10,000	10,000	---	---	10,000	(mg/kg)	<39.3	<2.05	<1.66	<10.3	<2.68	
Hexachlorobenzene	0.4	4.0	78.0	1	1.8	2.6	0.25	0.25	2	(mg/kg)	<37.1	<1.93	<1.56	<9.67	<2.53	
Hexachlorobutadiene	16	410	41	1,000	1,000	180	---	---	2.9	(mg/kg)	<58.6	<3.05	<2.47	<15.3	<4.00	
Hexachlorocyclopentadiene	550	14,000	14,000	10	16	1.1	5.0	30.0	400	(mg/kg)	<38.6	<2.01	<1.63	<10.1	<2.63	
Hexachloroethane	78	2,000	2,000	---	---	---	160	160	0.5	(mg/kg)	<63.2	<3.29	<2.67	<16.5	<4.31	
Isophorone	15,600	410,000	410,000	4,600	4,600	4,600	1,800	1,800	8	(mg/kg)	<44.6	<2.32	<1.88	<11.6	<3.04	
m & p-Cresol(s)	390 <sup>(1)</sup>	10,000 <sup>(1)</sup>	1,000 <sup>(1)</sup>	---	---	---	---	---	0.24 <sup>(1)</sup>	(mg/kg)	<47.7	<2.48	<2.01	<12.4	<3.25	
m-Dichlorobenzene	70 <sup>(1)</sup>	1,800 <sup>(1)</sup>	180 <sup>(1)</sup>	570 <sup>(1)</sup>	570 <sup>(1)</sup>	570 <sup>(1)</sup>	---	---	0.2 <sup>(1)</sup>	(mg/kg)	<63.5	<3.31	<2.68	<16.6	<4.33	
m-Nitroaniline	---	---	---	---	---	---	---	---	---	(mg/kg)	<31.0	<1.61	<1.31	<8.09	<2.11	
Nitrobenzene	39	1,000	1,000	92	140	9.4	140.0	380.0	0.1	(mg/kg)	<47.3	<2.46	<1.99	<12.3	<3.22	
N-Nitrosodiphenylamine	130	1,200	25,000	---	---	---	---	---	1	(mg/kg)	<34.8	<1.81	<1.47	<9.07	<2.37	
N-Nitrosodipropylamine	0.09	0.8	18	---	---	---	0.43	3.1	0.00005	(mg/kg)	<41.6	<2.17	<1.76	<10.8	<2.84	
o-Cresol	3,900	100,000	100,000	---	---	---	---	---	15	(mg/kg)	<44.6	<2.32	<1.88	<11.6	<3.04	
o-Dichlorobenzene	7,000	180,000	560	560	18,000	310	---	---	17	(mg/kg)	<60.1	<3.13	<2.54	<15.7	<4.10	
o-Nitroaniline	---	---	---	73 <sup>(1)</sup>	120 <sup>(1)</sup>	7.5 <sup>(1)</sup>	---	---	---	(mg/kg)	<34.4	<1.79	<1.45	<8.98	<2.35	
o-Nitrophenol	---	---	---	---	---	---	---	---	---	(mg/kg)	<42.4	<2.21	<1.79	<11.0	<2.89	
p-Chloroaniline	310	8,200	---	---	820	---	---	---	0.7	(mg/kg)	<45.8	<2.38	<1.93	<11.9	<3.12	
p-Chloro-m-cresol	---	---	---	---	---	---	---	---	---	(mg/kg)	<41.6	<2.17	<1.76	<10.8	<2.84	
PCP	3	24	52	---	---	---	---	---	0.03	(mg/kg)	<250	<13.0	<10.5	<65.1	<17.0	
p-Dichlorobenzene	---	---	---	11,000	17,000	340	---	---	2	(mg/kg)	<60.1	<3.13	<2.54	<15.7	<4.10	
Phenol	47,000	1,000,000	120,000	---	---	---	---	---	100	(mg/kg)	<43.9	<2.28	<1.85	<11.4	<2.99	
p-Nitroaniline	---	---	---	---	---	---	---	---	---	(mg/kg)	<34.4	<1.79	<1.45	<8.98	<2.35	
p-Nitrophenol	---	---	---	---	---	---	---	---	---	(mg/kg)	<37.1	<1.93	<1.56	<9.67	<2.53	

Notes: mg/kg Milligrams per kilogram  
 (1) Provisional remediation objective provided by IEPA  
 ---- No remediation objective has been established by the IEPA for this constituent for this exposure route  
 <12 Not detected at the level identified  
 Analytical result exceeds one or more Tier 1 RO



**TABLE 3-12  
TIER 1 COMPARISON SVOC RESULTS FOR GREATER THAN 10 FT DEPTH  
CHAMPAIGN MGP SITE  
CHAMPAIGN, ILLINOIS  
AMERENIP**

CONSTITUENT	Tier 1 Remediation Objectives - Soil									Soil Component to Groundwater (Class I)	UNITS/DEPTH	B-501	B-505	B-506	B-507	B-513	B-515
	<u>Ingestion</u>			<u>Inhalation</u>			<u>Indoor Inhalation</u>					B-501-24 (23-24)	B-505-11 (10-11)	B-506-28 (27-28)	B-507-19 (18-19)	B-513-12 (11-12)	B-515-32 (31-32)
	Residential	Commercial	Construction	Residential	Commercial	Construction	Residential	Commercial	Construction			7/13/2004	7/14/2004	7/22/2004	7/21/2004	7/12/2004	7/16/2004
1,2,4-Trichlorobenzene	780	20,000	35	3,200	3,200	920	220	980	5	(mg/kg)	<0.148	<4.29	<0.147	<20.6	<0.148	<0.142	
2,4,5-Trichlorophenol	7,800	200,000	200,000	---	---	---	---	---	270	(mg/kg)	<0.105	<3.07	<0.105	<14.7	<0.106	<0.101	
2,4,6-Trichlorophenol	58	520	11,000	200	390	540	---	---	0.2	(mg/kg)	<0.140	<4.07	<0.139	<19.5	<0.140	<0.134	
2,4-Dichlorophenol	230	6,100	610	---	---	---	---	---	1	(mg/kg)	<0.134	<3.91	<0.134	<18.8	<0.135	<0.129	
2,4-Dimethylphenol	1,600	41,000	41,000	---	---	---	---	---	9	(mg/kg)	<0.140	<4.10	<0.140	<20.0	<0.140	<0.140	
2,4-Dinitrophenol	160	4,100	410	---	---	---	---	---	0.2	(mg/kg)	<0.119	<3.45	<0.118	<16.6	<0.119	<0.114	
2,4-Dinitrotoluene	0.9	8.4	180	---	---	---	---	---	0.0008	(mg/kg)	<0.115	<3.36	<0.115	<16.1	<0.116	<0.111	
2,6-Dinitrotoluene	0.9	8.4	180	---	---	---	---	---	0.0007	(mg/kg)	<0.120	<3.49	<0.120	<16.7	<0.120	<0.115	
2-Chloronaphthalene	6,300	160,000	160,000	---	---	---	---	---	240	(mg/kg)	<0.133	<3.87	<0.133	<18.6	<0.134	<0.128	
2-Chlorophenol	390	10,000	10,000	53,000	53,000	53,000	---	---	4	(mg/kg)	<0.141	<4.10	<0.141	<19.7	<0.141	<0.135	
2-Methylnaphthalene	2,300	61,000	61,000	---	---	---	83	83	29	(mg/kg)	<0.130	8	<0.130	1400	<0.130	<0.130	
3,3-Dichlorobenzidine	1.0	13	280	---	---	---	---	---	0.007	(mg/kg)	<0.095	<2.78	<0.095	<13.3	<0.096	<0.092	
4,6-Dinitro-o-cresol	27 <sup>(1)</sup>	720 <sup>(1)</sup>	71 <sup>(1)</sup>	---	---	---	---	---	0.04 <sup>(1)</sup>	(mg/kg)	<0.120	<3.49	<0.120	<16.7	<0.120	<0.115	
4-Bromophenyl phenyl ether	---	---	---	---	---	---	---	---	---	(mg/kg)	<0.102	<2.97	<0.102	<14.3	<0.102	<0.098	
4-Chlorophenyl phenyl ether	---	---	---	---	---	---	---	---	---	(mg/kg)	<0.110	<3.20	<0.110	<15.3	<0.110	<0.106	
Bis(2-chloroethoxy)methane	---	---	---	---	---	---	---	---	---	(mg/kg)	<0.130	<3.78	<0.129	<18.1	<0.130	<0.125	
Bis(2-chloroethyl)ether	0.6	5.0	75.0	0.2	0.5	0.7	0.5	3.7	0.0004	(mg/kg)	<0.157	<4.58	<0.157	<22.0	<0.158	<0.151	
Bis(2-chloroisopropyl)ether	3100 <sup>(1)</sup>	82000 <sup>(1)</sup>	8200 <sup>(1)</sup>	1300 <sup>(1)</sup>	1300 <sup>(1)</sup>	1300 <sup>(1)</sup>	---	---	2.4	(mg/kg)	<0.126	<3.68	<0.126	<17.7	<0.127	<0.122	
Bis(2-ethylhexyl)phthalate (BEHP)	46	410	4,100	31,000	31,000	31,000	---	---	3,600	(mg/kg)	0.836	<3.78	<0.129	<18.1	<0.130	0.667	
Butyl benzyl phthalate	16,000	410,000	410,000	930	930	930	---	---	930	(mg/kg)	<0.112	<3.26	<0.112	<15.7	<0.112	<0.108	
Carbazole	32	290	6,200	---	---	---	---	---	0.60	(mg/kg)	<0.140	<3.90	<0.140	<19.0	<0.140	<0.130	
Dibenzofuran	310 <sup>(1)</sup>	8200 <sup>(1)</sup>	820 <sup>(1)</sup>	---	---	---	---	---	15 <sup>(1)</sup>	(mg/kg)	<0.140	<4.10	<0.140	860	<0.140	<0.130	
Diethyl phthalate	63,000	1,000,000	1,000,000	2,000	2,000	2,000	---	---	470	(mg/kg)	<0.106	<3.10	<0.106	<14.9	<0.107	<0.102	
Dimethyl phthalate	780,000 <sup>(1)</sup>	1,000,000 <sup>(1)</sup>	1,000,000 <sup>(1)</sup>	1,300 <sup>(1)</sup>	1,300 <sup>(1)</sup>	1,300 <sup>(1)</sup>	---	---	380 <sup>(1)</sup>	(mg/kg)	<0.101	<2.94	<0.101	<14.1	<0.101	<0.097	
Di-n-butyl phthalate	7,800	200,000	200,000	2,300	2,300	2,300	---	---	0.0004	(mg/kg)	<0.114	<3.32	<0.114	<16.0	<0.115	<0.110	
Di-n-octyl phthalate	1,600	41,000	4,100	10,000	10,000	10,000	---	---	10,000	(mg/kg)	<0.115	<3.36	<0.115	<16.1	<0.116	<0.111	
Hexachlorobenzene	0.4	4.0	78.0	1	1.8	2.6	0.25	0.25	2	(mg/kg)	<0.109	<3.16	<0.108	<15.2	<0.109	<0.105	
Hexachlorobutadiene	16	410	41	1,000	1,000	180	---	---	2.9	(mg/kg)	<0.172	<5.00	<0.172	<24.0	<0.173	<0.165	
Hexachlorocyclopentadiene	550	14,000	14,000	10	16	1.1	5.0	30.0	400	(mg/kg)	<0.113	<3.29	<0.113	<15.8	<0.114	<0.109	
Hexachloroethane	78	2,000	2,000	---	---	---	160	160	0.5	(mg/kg)	<0.185	<5.39	<0.185	<25.9	<0.186	<0.178	
Isophorone	15,600	410,000	410,000	4,600	4,600	4,600	1,800	1,800	8	(mg/kg)	<0.131	<3.81	<0.131	<18.3	<0.131	<0.126	
m & p-Cresol(s)	390 <sup>(1)</sup>	10,000 <sup>(1)</sup>	1,000 <sup>(1)</sup>	---	---	---	---	---	0.24 <sup>(1)</sup>	(mg/kg)	<0.140	<4.07	<0.139	<19.5	<0.140	<0.134	
m-Dichlorobenzene	70 <sup>(1)</sup>	1,800 <sup>(1)</sup>	180 <sup>(1)</sup>	570 <sup>(1)</sup>	570 <sup>(1)</sup>	570 <sup>(1)</sup>	---	---	0.2 <sup>(1)</sup>	(mg/kg)	<0.186	<5.42	<0.186	<26.0	<0.187	<0.179	
m-Nitroaniline	---	---	---	---	---	---	---	---	---	(mg/kg)	<0.091	<2.65	<0.091	<12.7	<0.091	<0.088	
Nitrobenzene	39	1,000	1,000	92	140	9.4	140.0	380.0	0.1	(mg/kg)	<0.139	<4.03	<0.138	<19.4	<0.139	<0.133	
N-Nitrosodiphenylamine	130	1,200	25,000	---	---	---	---	---	1	(mg/kg)	<0.102	<2.97	<0.102	<14.3	<0.102	<0.098	
N-Nitrosodipropylamine	0.09	0.8	18	---	---	---	0.43	3.1	0.00005	(mg/kg)	<0.122	<3.55	<0.122	<17.1	<0.122	<0.117	
o-Cresol	3,900	100,000	100,000	---	---	---	---	---	15	(mg/kg)	<0.130	<3.80	<0.130	<18.0	<0.130	<0.130	
o-Dichlorobenzene	7,000	180,000	560	560	18,000	310	---	---	17	(mg/kg)	<0.176	<5.13	<0.176	<24.6	<0.177	<0.170	
o-Nitroaniline	---	---	---	73 <sup>(1)</sup>	120 <sup>(1)</sup>	7.5 <sup>(1)</sup>	---	---	---	(mg/kg)	<0.101	<2.94	<0.101	<14.1	<0.101	<0.097	
o-Nitrophenol	---	---	---	---	---	---	---	---	---	(mg/kg)	<0.124	<3.62	<0.124	<17.4	<0.125	<0.119	
p-Chloroaniline	310	8,200	---	---	820	---	---	---	0.7	(mg/kg)	<0.134	<3.91	<0.134	<18.8	<0.135	<0.129	
p-Chloro-m-cresol	---	---	---	---	---	---	---	---	---	(mg/kg)	<0.122	<3.55	<0.122	<17.1	<0.122	<0.117	
PCP	3	24	52	---	---	---	---	---	0.03	(mg/kg)	<0.732	<21.3	<0.730	<102	<0.735	<0.704	
p-Dichlorobenzene	---	---	---	11,000	17,000	340	---	---	2	(mg/kg)	<0.176	<5.13	<0.176	<24.6	<0.177	<0.170	
Phenol	47,000	1,000,000	120,000	---	---	---	---	---	100	(mg/kg)	<0.130	<3.70	<0.130	<18.0	<0.130	<0.120	
p-Nitroaniline	---	---	---	---	---	---	---	---	---	(mg/kg)	<0.101	<2.94	<0.101	<14.1	<0.101	<0.097	
p-Nitrophenol	---	---	---	---	---	---	---	---	---	(mg/kg)	<0.109	<3.16	<0.108	<15.2	<0.109	<0.105	

Notes: mg/kg Milligrams per kilogram  
 (1) Provisional remediation objective provided by IEPA  
 ---- No remediation objective has been established by the IEPA for this constituent for this exposure route  
 <12 Not detected at the level identified  
 Analytical result exceeds one or more Tier 1 RO

**TABLE 3-12**  
**TIER 1 COMPARISON SVOC RESULTS FOR GREATER THAN 10 FT DEPTH**  
**CHAMPAIGN MGP SITE**  
**CHAMPAIGN, ILLINOIS**  
**AMERENIP**

Tier 1 Remediation Objectives - Soil											B-553	B-556	B-557
CONSTITUENT	<u>Ingestion</u>			<u>Inhalation</u>			<u>Indoor Inhalation</u>		Soil Component to Groundwater (Class I)	UNITS/DEPTH	B-553-32 (31-32) 7/14/2004	B-556-28 (27-28) 7/20/2004	B-557-12 (11-12) 7/20/2004
	Residential	Commercial	Construction	Residential	Commercial	Construction	Residential	Commercial	(mg/kg)	31'-32'	27'-28'	11'-12'	
1,2,4-Trichlorobenzene	780	20,000	35	3,200	3,200	920	220	980	5	(mg/kg)	<0.145	<0.143	<0.329
2,4,5-Trichlorophenol	7,800	200,000	200,000	---	---	---	---	---	270	(mg/kg)	<0.104	<0.102	<0.235
2,4,6-Trichlorophenol	58	520	11,000	200	390	540	---	---	0.2	(mg/kg)	<0.137	<0.135	<0.311
2,4-Dichlorophenol	230	6,100	610	---	---	---	---	---	1	(mg/kg)	<0.132	<0.130	<0.299
2,4-Dimethylphenol	1,600	41,000	41,000	---	---	---	---	---	9	(mg/kg)	<0.140	<0.140	<0.310
2,4-Dinitrophenol	160	4,100	410	---	---	---	---	---	0.2	(mg/kg)	<0.117	<0.115	<0.264
2,4-Dinitrotoluene	0.9	8.4	180	---	---	---	---	---	0.0008	(mg/kg)	<0.113	<0.112	<0.257
2,6-Dinitrotoluene	0.9	8.4	180	---	---	---	---	---	0.0007	(mg/kg)	<0.118	<0.116	<0.267
2-Chloronaphthalene	6,300	160,000	160,000	---	---	---	---	---	240	(mg/kg)	<0.131	<0.129	<0.296
2-Chlorophenol	390	10,000	10,000	53,000	53,000	53,000	---	---	4	(mg/kg)	<0.138	<0.136	<0.314
2-Methylnaphthalene	2,300	61,000	61,000	---	---	---	83	83	29	(mg/kg)	<0.130	<0.130	<0.290
3,3-Dichlorobenzidine	1.0	13	280	---	---	---	---	---	0.007	(mg/kg)	<0.094	<0.092	<0.212
4,6-Dinitro-o-cresol	27 <sup>(1)</sup>	720 <sup>(1)</sup>	71 <sup>(1)</sup>	---	---	---	---	---	0.04 <sup>(1)</sup>	(mg/kg)	<0.118	<0.116	<0.267
4-Bromophenyl phenyl ether	---	---	---	---	---	---	---	---	---	(mg/kg)	<0.100	<0.099	<0.227
4-Chlorophenyl phenyl ether	---	---	---	---	---	---	---	---	---	(mg/kg)	<0.108	<0.106	<0.245
Bis(2-chloroethoxy)methane	---	---	---	---	---	---	---	---	---	(mg/kg)	<0.128	<0.125	<0.289
Bis(2-chloroethyl)ether	0.6	5.0	75.0	0.2	0.5	0.7	0.5	3.7	0.0004	(mg/kg)	<0.155	<0.152	<0.351
Bis(2-chloroisopropyl)ether	3100 <sup>(1)</sup>	82000 <sup>(1)</sup>	8200 <sup>(1)</sup>	1300 <sup>(1)</sup>	1300 <sup>(1)</sup>	1300 <sup>(1)</sup>	---	---	2.4	(mg/kg)	<0.124	<0.122	<0.282
Bis(2-ethylhexyl)phthalate (BEHP)	46	410	4,100	31,000	31,000	31,000	---	---	3,600	(mg/kg)	0.3	0.25	<0.289
Butyl benzyl phthalate	16,000	410,000	410,000	930	930	930	---	---	930	(mg/kg)	<0.110	<0.108	<0.250
Carbazole	32	290	6,200	---	---	---	---	---	0.60	(mg/kg)	<0.130	<0.130	<0.300
Dibenzofuran	310 <sup>(1)</sup>	8200 <sup>(1)</sup>	820 <sup>(1)</sup>	---	---	---	---	---	15 <sup>(1)</sup>	(mg/kg)	<0.140	<0.140	0.54
Diethyl phthalate	63,000	1,000,000	1,000,000	2,000	2,000	2,000	---	---	470	(mg/kg)	<0.105	<0.103	<0.237
Dimethyl phthalate	780,000 <sup>(1)</sup>	1,000,000 <sup>(1)</sup>	1,000,000 <sup>(1)</sup>	1,300 <sup>(1)</sup>	1,300 <sup>(1)</sup>	1,300 <sup>(1)</sup>	---	---	380 <sup>(1)</sup>	(mg/kg)	<0.099	<0.098	<0.225
Di-n-butyl phthalate	7,800	200,000	200,000	2,300	2,300	2,300	---	---	0.0004	(mg/kg)	<0.112	<0.110	<0.254
Di-n-octyl phthalate	1,600	41,000	4,100	10,000	10,000	10,000	---	---	10,000	(mg/kg)	<0.113	<0.112	<0.257
Hexachlorobenzene	0.4	4.0	78.0	1	1.8	2.6	0.25	0.25	2	(mg/kg)	<0.107	<0.105	<0.242
Hexachlorobutadiene	16	410	41	1,000	1,000	180	---	---	2.9	(mg/kg)	<0.169	<0.166	<0.383
Hexachlorocyclopentadiene	550	14,000	14,000	10	16	1.1	5.0	30.0	400	(mg/kg)	<0.111	<0.109	<0.252
Hexachloroethane	78	2,000	2,000	---	---	---	160	160	0.5	(mg/kg)	<0.182	<0.179	<0.413
Isophorone	15,600	410,000	410,000	4,600	4,600	4,600	1,800	1,800	8	(mg/kg)	<0.129	<0.127	<0.292
m & p-Cresol(s)	390 <sup>(1)</sup>	10,000 <sup>(1)</sup>	1,000 <sup>(1)</sup>	---	---	---	---	---	0.24 <sup>(1)</sup>	(mg/kg)	<0.137	<0.135	<0.311
m-Dichlorobenzene	70 <sup>(1)</sup>	1,800 <sup>(1)</sup>	180 <sup>(1)</sup>	570 <sup>(1)</sup>	570 <sup>(1)</sup>	570 <sup>(1)</sup>	---	---	0.2 <sup>(1)</sup>	(mg/kg)	<0.183	<0.180	<0.415
m-Nitroaniline	---	---	---	---	---	---	---	---	---	(mg/kg)	<0.089	<0.088	<0.203
Nitrobenzene	39	1,000	1,000	92	140	9.4	140.0	380.0	0.1	(mg/kg)	<0.136	<0.134	<0.309
N-Nitrosodiphenylamine	130	1,200	25,000	---	---	---	---	---	1	(mg/kg)	<0.100	<0.099	<0.227
N-Nitrosodipropylamine	0.09	0.8	18	---	---	---	0.43	3.1	0.00005	(mg/kg)	<0.120	<0.118	<0.272
o-Cresol	3,900	100,000	100,000	---	---	---	---	---	15	(mg/kg)	<0.130	<0.130	<0.290
o-Dichlorobenzene	7,000	180,000	560	560	18,000	310	---	---	17	(mg/kg)	<0.173	<0.171	<0.393
o-Nitroaniline	---	---	---	73 <sup>(1)</sup>	120 <sup>(1)</sup>	7.5 <sup>(1)</sup>	---	---	---	(mg/kg)	<0.099	<0.098	<0.225
o-Nitrophenol	---	---	---	---	---	---	---	---	---	(mg/kg)	<0.122	<0.120	<0.277
p-Chloroaniline	310	8,200	---	---	820	---	---	---	0.7	(mg/kg)	<0.132	<0.130	<0.299
p-Chloro-m-cresol	---	---	---	---	---	---	---	---	---	(mg/kg)	<0.120	<0.118	<0.272
PCP	3	24	52	---	---	---	---	---	0.03	(mg/kg)	<0.720	<0.708	<1.63
p-Dichlorobenzene	---	---	---	11,000	17,000	340	---	---	2	(mg/kg)	<0.173	<0.171	<0.393
Phenol	47,000	1,000,000	120,000	---	---	---	---	---	100	(mg/kg)	<0.130	<0.120	<0.290
p-Nitroaniline	---	---	---	---	---	---	---	---	---	(mg/kg)	<0.099	<0.098	<0.225
p-Nitrophenol	---	---	---	---	---	---	---	---	---	(mg/kg)	<0.107	<0.105	<0.242

Notes: mg/kg Milligrams per kilogram  
(1) Provisional remediation objective provided by IEPA  
---- No remediation objective has been established by the IEPA for this constituent for this exposure route  
<12 Not detected at the level identified  
Analytical result exceeds one or more Tier 1 RO

TABLE 3-13  
GROUNDWATER ANALYTICAL RESULTS - SVOC's  
CHAMPAIGN MGP  
AMERENIP

CONSTITUENT	Class I		UMW-102 9/16/2008	UMW-104 9/17/2008	UMW-105 9/16/2008	UMW-106 9/16/2008	UMW-107 9/16/2008	UMW-108 9/17/2008	UMW-109 9/17/2008	UMW-110 9/17/2008	UMW-111A 9/17/2008	UMW-113 9/16/2008	UMW-113 D 9/16/2008	UMW-114 9/16/2008	UMW-115 9/16/2008	UMW-116 9/16/2008	UMW-117 9/17/2008
	Groundwater Standard	Units															
<b><u>Semivolatile Organic Compounds (8270C SIMS)</u></b>																	
Acenaphthene	0.42	mg/L	<0.0001	<0.0001	<0.0001	<0.0001	<0.0001	<0.0001	<0.0001	0.0346	<0.0001	0.0224	0.0146	0.0906	0.00919	<0.0001	<0.0001
Acenaphthylene	0.21 <sup>(1)</sup>	mg/L	<0.0001	<0.0001	<0.0001	<0.0001	0.00029	<0.0001	<0.0001	0.105	<0.0001	0.0198	0.0127	0.0309	0.00252	<0.0001	<0.0001
Anthracene	2.1	mg/L	<0.0001	<0.0001	<0.0001	<0.0001	0.00009	<0.0001	<0.0001	0.00818	<0.0001	0.00045	0.00025	0.00195	0.00038	<0.0001	<0.0001
Benzo(a)anthracene	0.00013	mg/L	<0.0001	<0.0001	<0.0001	<0.0001	<0.0001	<0.0001	<0.0001	0.00029	<0.0001	<0.0001	<0.0001	0.00012	<0.0001	<0.0001	<0.0001
Benzo(a)pyrene	0.0002	mg/L	<0.0001	<0.0001	<0.0001	<0.0001	<0.0001	<0.0001	<0.0001	<0.0001	<0.0001	<0.0001	<0.0001	<0.0001	<0.0001	<0.0001	<0.0001
Benzo(b)fluoranthene	0.00018	mg/L	<0.0001	<0.0001	<0.0001	<0.0001	<0.0001	<0.0001	<0.0001	<0.0001	<0.0001	<0.0001	<0.0001	<0.0001	<0.0001	<0.0001	<0.0001
Benzo(g,h,i)perylene	0.21 <sup>(1)</sup>	mg/L	<0.0001	<0.0001	<0.0001	<0.0001	<0.0001	<0.0001	<0.0001	<0.0001	<0.0001	<0.0001	<0.0001	<0.0001	<0.0001	<0.0001	<0.0001
Benzo(k)fluoranthene	0.00017	mg/L	<0.0001	<0.0001	<0.0001	<0.0001	<0.0001	<0.0001	<0.0001	<0.0001	<0.0001	<0.0001	<0.0001	<0.0001	<0.0001	<0.0001	<0.0001
Bis(2-ethylhexyl)phthalate	0.006	mg/L	<0.002	<0.002	<0.002	<0.002	<0.002	<0.002	<0.002	<0.002	<0.002	<0.002	<0.002	<0.002	<0.002	<0.002	<0.002
Chrysene	0.0015	mg/L	<0.0001	<0.0001	<0.0001	<0.0001	<0.0001	<0.0001	<0.0001	0.00019	<0.0001	<0.0001	<0.0001	<0.0001	<0.0001	<0.0001	<0.0001
Dibenzo(a,h)anthracene	0.0003	mg/L	<0.0001	<0.0001	<0.0001	<0.0001	<0.0001	<0.0001	<0.0001	<0.0001	<0.0001	<0.0001	<0.0001	<0.0001	<0.0001	<0.0001	<0.0001
Diethyl phthalate	5.6	mg/L	<0.001	<0.001	<0.001	<0.001	<0.001	<0.001	<0.001	<0.001	<0.001	<0.001	<0.001	<0.001	<0.001	<0.001	<0.001
Dimethyl phthalate	70.0	mg/L	<0.001	<0.001	<0.001	<0.001	<0.001	<0.001	<0.001	<0.001	<0.001	<0.001	<0.001	<0.1	<0.001	<0.001	<0.001
Di-n-butyl phthalate	0.7	mg/L	<0.001	<0.001	<0.001	<0.001	<0.001	<0.001	<0.001	<0.001	0.00076	<0.001	<0.001	<0.001	<0.001	<0.001	<0.001
Fluoranthene	0.28	mg/L	<0.0001	<0.0001	<0.0001	<0.0001	<0.0001	<0.0001	<0.0001	0.00317	<0.0001	<0.0001	<0.0001	0.00052	<0.0001	<0.0001	<0.0001
Fluorene	0.28	mg/L	<0.0001	<0.0001	<0.0001	<0.0001	<0.0001	<0.0001	<0.0001	0.0119	<0.0001	0.00084	0.00056	0.0212	0.00366	<0.0001	<0.0001
Indeno(1,2,3-cd)pyrene	0.00043	mg/L	<0.0001	<0.0001	<0.0001	<0.0001	<0.0001	<0.0001	<0.0001	<0.0001	<0.0001	<0.0001	<0.0001	<0.0001	<0.0001	<0.0001	<0.0001
m,p-Cresol	0.035 <sup>(1)</sup>	mg/L	<0.0001	<0.0001	<0.0001	<0.0001	<0.0001	<0.0001	<0.0001	<0.0001	<0.0001	<0.0001	<0.0001	0.00039	0.0001	<0.0001	0.0005
Naphthalene	0.14	mg/L	0.00009	0.00009	0.00009	0.00009	0.13	<0.0001	<0.0001	0.00921	<0.0001	0.00064	0.00049	4.08	0.00031	0.00009	<0.0001
o-Cresol	0.35	mg/L	<0.0001	<0.0001	<0.0001	<0.0001	<0.0001	<0.0001	<0.0001	<0.0001	<0.0001	<0.0001	<0.0001	<0.0001	<0.0001	<0.0001	<0.0001
Phenanthrene	0.21 <sup>(1)</sup>	mg/L	<0.0001	<0.0001	<0.0001	<0.0001	<0.0001	<0.0001	<0.0001	0.0443	<0.0001	<0.0001	<0.0001	0.00834	<0.0001	<0.0001	<0.0001
Pyrene	0.21	mg/L	<0.0001	<0.0001	<0.0001	<0.0001	<0.0001	<0.0001	<0.0001	0.00412	<0.0001	<0.0001	<0.0001	0.00059	<0.0001	<0.0001	<0.0001
Total PNAs except Naphthalene		mg/L	<0.00013	<0.00013	<0.00013	<0.00013	0.00038	<0.00013	<0.00013	0.185	<0.00013	0.0434	0.0281	0.133	0.0157	<0.00013	<0.00013

Notes:

ug/L Micrograms per liter

(1) Non-TACO or provisional RO provided by the IEPA

Constituent exceeds Class I Groundwater Standard

<5 Not detected at the method limit identified

TABLE 3-13  
GROUNDWATER ANALYTICAL RESULTS - SVOC's  
CHAMPAIGN MGP  
AMERENIP

CONSTITUENT	Class I		UMW-118 9/17/2008	UMW-119 9/16/2008	UMW-120 9/16/2008	UMW-121 9/16/2008	UMW-300 9/18/2008	UMW-301 9/17/2008	UMW-302 9/16/2008	UMW-303 9/17/2008	UMW-303 D 9/17/2008	UMW-304 9/16/2008	UMW-305 9/16/2008	UMW-306 9/16/2008	UMW-307 9/16/2008
	Groundwater Standard	Units													
<b><u>Semivolatile Organic Compounds (8270C SIMS)</u></b>															
Acenaphthene	0.42	mg/L	<0.0001	0.00136	<0.0001	<0.0001	<0.0001	0.00105	<0.0001	<0.0001	<0.0001	0.0126	<0.0001	<0.0001	<0.0001
Acenaphthylene	0.21 <sup>(1)</sup>	mg/L	<0.0001	0.00129	<0.0001	0.00014	<0.0001	0.0106	0.00019	<0.0001	<0.0001	0.00134	<0.0001	<0.0001	<0.0001
Anthracene	2.1	mg/L	<0.0001	0.00014	<0.0001	<0.0001	<0.0001	<0.0001	<0.0001	<0.0001	<0.0001	<0.0001	<0.0001	<0.0001	<0.0001
Benzo(a)anthracene	0.00013	mg/L	<0.0001	<0.0001	<0.0001	<0.0001	<0.0001	<0.0001	<0.0001	<0.0001	<0.0001	<0.0001	<0.0001	<0.0001	<0.0001
Benzo(a)pyrene	0.0002	mg/L	<0.0001	<0.0001	<0.0001	<0.0001	<0.0001	<0.0001	<0.0001	<0.0001	<0.0001	<0.0001	<0.0001	<0.0001	<0.0001
Benzo(b)fluoranthene	0.00018	mg/L	<0.0001	<0.0001	<0.0001	<0.0001	<0.0001	<0.0001	<0.0001	<0.0001	<0.0001	<0.0001	<0.0001	<0.0001	<0.0001
Benzo(g,h,i)perylene	0.21 <sup>(1)</sup>	mg/L	<0.0001	<0.0001	<0.0001	<0.0001	<0.0001	<0.0001	<0.0001	<0.0001	<0.0001	<0.0001	<0.0001	<0.0001	<0.0001
Benzo(k)fluoranthene	0.00017	mg/L	<0.0001	<0.0001	<0.0001	<0.0001	<0.0001	<0.0001	<0.0001	<0.0001	<0.0001	<0.0001	<0.0001	<0.0001	<0.0001
Bis(2-ethylhexyl)phthalate	0.006	mg/L	<0.002	0.00252	0.00203	<0.002	<0.002	<0.002	<0.002	<0.002	<0.002	<0.002	<0.002	0.00346	<0.002
Chrysene	0.0015	mg/L	<0.0001	<0.0001	<0.0001	<0.0001	<0.0001	<0.0001	<0.0001	<0.0001	<0.0001	<0.0001	<0.0001	<0.0001	<0.0001
Dibenzo(a,h)anthracene	0.0003	mg/L	<0.0001	<0.0001	<0.0001	<0.0001	<0.0001	<0.0001	<0.0001	<0.0001	<0.0001	<0.0001	<0.0001	<0.0001	<0.0001
Diethyl phthalate	5.6	mg/L	<0.001	<0.001	<0.001	<0.001	<0.001	<0.001	<0.001	<0.001	<0.001	<0.001	<0.001	<0.001	<0.001
Dimethyl phthalate	70.0	mg/L	<0.001	<0.001	<0.001	<0.001	<0.001	<0.001	<0.001	<0.001	<0.001	<0.001	<0.001	<0.001	<0.001
Di-n-butyl phthalate	0.7	mg/L	<0.001	<0.001	<0.001	<0.001	<0.001	<0.001	<0.001	<0.001	<0.001	<0.001	<0.001	<0.001	<0.001
Fluoranthene	0.28	mg/L	<0.0001	0.00014	<0.0001	<0.0001	<0.0001	<0.0001	<0.0001	<0.0001	<0.0001	<0.0001	<0.0001	<0.0001	<0.0001
Fluorene	0.28	mg/L	<0.0001	0.0002	<0.0001	<0.0001	<0.0001	<0.0001	<0.0001	<0.0001	<0.0001	<0.0001	<0.0001	<0.0001	<0.0001
Indeno(1,2,3-cd)pyrene	0.00043	mg/L	<0.0001	<0.0001	<0.0001	<0.0001	<0.0001	<0.0001	<0.0001	<0.0001	<0.0001	<0.0001	<0.0001	<0.0001	<0.0001
m,p-Cresol	0.035 <sup>(1)</sup>	mg/L	0.0005	<0.0001	<0.0001	<0.0001	<0.0001	0.0187	0.00112	0.00191	0.00102	<0.0001	<0.0001	<0.0001	<0.0001
Naphthalene	0.14	mg/L	<0.0001	0.00158	<0.0001	0.00086	<0.0001	0.0003	0.246	<0.0001	<0.0001	0.0315	0.00009	<0.0001	0.00009
o-Cresol	0.35	mg/L	<0.0001	<0.0001	<0.0001	<0.0001	<0.0001	<0.0001	<0.0001	<0.0001	<0.0001	<0.0001	<0.0001	<0.0001	<0.0001
Phenanthrene	0.21 <sup>(1)</sup>	mg/L	<0.0001	0.00047	<0.0001	<0.0001	<0.0001	<0.0001	<0.0001	<0.0001	<0.0001	<0.0001	<0.0001	<0.0001	<0.0001
Pyrene	0.21	mg/L	<0.0001	0.00019	<0.0001	<0.0001	<0.0001	<0.0001	<0.0001	<0.0001	<0.0001	<0.0001	<0.0001	<0.0001	<0.0001
Total PNAs except Naphthalene		mg/L	<0.00013	0.00378	<0.00013	0.00014	<0.00013	0.0117	0.00019	<0.00013	<0.00013	0.014	<0.00013	<0.00013	<0.00013

Notes:

ug/L Micrograms per liter

(1) Non-TACO or provisional RO provided by the IEPA

Constituent exceeds Class I Groundwater Standard

<5 Not detected at the method limit identified



**TABLE 3-13  
GROUNDWATER ANALYTICAL RESULTS - SVOC's  
CHAMPAIGN MGP  
AMERENIP**

CONSTITUENT	Class I		UMW-118 9/17/2008	UMW-119 9/16/2008	UMW-120 9/16/2008	UMW-121 9/16/2008	UMW-300 9/18/2008	UMW-301 9/17/2008	UMW-302 9/16/2008	UMW-303 9/17/2008	UMW-303 D 9/17/2008	UMW-304 9/16/2008	UMW-305 9/16/2008	UMW-306 9/16/2008	UMW-307 9/16/2008
	Groundwater Standard	Units													
<b><u>Semivolatile Organic Compounds (8270C)</u></b>															
1,2,4-Trichlorobenzene	0.07	mg/L	<0.01	<0.01	<0.01	<0.01	<0.01	<0.01	<0.01	<0.01	<0.01	<0.01	<0.01	<0.01	<0.01
1,2-Dichlorobenzene	0.6	mg/L	<0.01	<0.01	<0.01	<0.01	<0.01	<0.01	<0.01	<0.01	<0.01	<0.01	<0.01	<0.01	<0.01
1,3-Dichlorobenzene	0.0063 <sup>(1)</sup>	mg/L	<0.01	<0.01	<0.01	<0.01	<0.01	<0.01	<0.01	<0.01	<0.01	<0.01	<0.01	<0.01	<0.01
1,4-Dichlorobenzene	0.075	mg/L	<0.01	<0.01	<0.01	<0.01	<0.01	<0.01	<0.01	<0.01	<0.01	<0.01	<0.01	<0.01	<0.01
2,4,5-Trichlorophenol	0.7	mg/L	<0.01	<0.01	<0.01	<0.01	<0.01	<0.01	<0.01	<0.01	<0.01	<0.01	<0.01	<0.01	<0.01
2,4,6-Trichlorophenol	0.01	mg/L	<0.01	<0.01	<0.01	<0.01	<0.01	<0.01	<0.01	<0.01	<0.01	<0.01	<0.01	<0.01	<0.01
2,4-Dichlorophenol	0.021	mg/L	<0.01	<0.01	<0.01	<0.01	<0.01	<0.01	<0.01	<0.01	<0.01	<0.01	<0.01	<0.01	<0.01
2,4-Dimethylphenol	0.14	mg/L	<0.01	<0.01	<0.01	<0.01	<0.01	<0.01	0.001	<0.01	<0.01	<0.01	<0.01	<0.01	<0.01
2,4-Dinitrophenol	0.014	mg/L	<0.02	<0.02	<0.02	<0.02	<0.02	<0.02	<0.02	<0.02	<0.02	<0.02	<0.02	<0.02	<0.02
2,4-Dinitrotoluene	0.00002	mg/L	<0.01	<0.01	<0.01	<0.01	<0.01	<0.01	<0.01	<0.01	<0.01	<0.01	<0.01	<0.01	<0.01
2,6-Dinitrotoluene	0.00031	mg/L	<0.01	<0.01	<0.01	<0.01	<0.01	<0.01	<0.01	<0.01	<0.01	<0.01	<0.01	<0.01	<0.01
2-Chloronaphthalene	0.56 <sup>(1)</sup>	mg/L	<0.01	<0.01	<0.01	<0.01	<0.01	<0.01	<0.01	<0.01	<0.01	<0.01	<0.01	<0.01	<0.01
2-Chlorophenol	0.035	mg/L	<0.01	<0.01	<0.01	<0.01	<0.01	<0.01	<0.01	<0.01	<0.01	<0.01	<0.01	<0.01	<0.01
2-Methylnaphthalene	0.028 <sup>(1)</sup>	mg/L	<0.01	<0.01	<0.01	<0.01	<0.01	0.002	<0.01	<0.01	<0.01	<0.01	<0.01	<0.01	<0.01
2-Nitroaniline	---	mg/L	<0.04	<0.04	<0.04	<0.04	<0.04	<0.04	<0.04	<0.04	<0.04	<0.04	<0.04	<0.04	<0.04
2-Nitrophenol	---	mg/L	<0.02	<0.02	<0.02	<0.02	<0.02	<0.02	<0.02	<0.02	<0.02	<0.02	<0.02	<0.02	<0.02
3,3'-Dichlorobenzidine	0.02	mg/L	<0.01	<0.01	<0.01	<0.01	<0.01	<0.01	<0.01	<0.01	<0.01	<0.01	<0.01	<0.01	<0.01
3-Nitroaniline	---	mg/L	<0.04	<0.04	<0.04	<0.04	<0.04	<0.04	<0.04	<0.04	<0.04	<0.04	<0.04	<0.04	<0.04
4,6-Dinitro-2-methylphenol	0.0098 <sup>(1)</sup>	mg/L	<0.02	<0.02	<0.02	<0.02	<0.02	<0.02	<0.02	<0.02	<0.02	<0.02	<0.02	<0.02	<0.02
4-Bromophenyl phenyl ether	---	mg/L	<0.01	<0.01	<0.01	<0.01	<0.01	<0.01	<0.01	<0.01	<0.01	<0.01	<0.01	<0.01	<0.01
4-Chloro-3-methylphenol	0.49 <sup>(1)</sup>	mg/L	<0.02	<0.02	<0.02	<0.02	<0.02	<0.02	<0.02	<0.02	<0.02	<0.02	<0.02	<0.02	<0.02
4-Chloroaniline	0.028	mg/L	<0.02	<0.02	<0.02	<0.02	<0.02	<0.02	<0.02	<0.02	<0.02	<0.02	<0.02	<0.02	<0.02
4-Chlorophenyl phenyl ether	---	mg/L	<0.01	<0.01	<0.01	<0.01	<0.01	<0.01	<0.01	<0.01	<0.01	<0.01	<0.01	<0.01	<0.01
4-Nitroaniline	---	mg/L	<0.02	<0.02	<0.02	<0.02	<0.02	<0.02	<0.02	<0.02	<0.02	<0.02	<0.02	<0.02	<0.02
4-Nitrophenol	---	mg/L	<0.02	<0.02	<0.02	<0.02	<0.02	<0.02	<0.02	<0.02	<0.02	<0.02	<0.02	<0.02	<0.02
Bis(2-chloroethoxy)methane	---	mg/L	<0.01	<0.01	<0.01	<0.01	<0.01	<0.01	<0.01	<0.01	<0.01	<0.01	<0.01	<0.01	<0.01
Bis(2-chloroethyl)ether	0.01	mg/L	<0.01	<0.01	<0.01	<0.01	<0.01	<0.01	<0.01	<0.01	<0.01	<0.01	<0.01	<0.01	<0.01
Bis(2-chloroisopropyl)ether	0.28 <sup>(1)</sup>	mg/L	<0.01	<0.01	<0.01	<0.01	<0.01	<0.01	<0.01	<0.01	<0.01	<0.01	<0.01	<0.01	<0.01
Butyl benzyl phthalate	1.4	mg/L	<0.01	<0.01	<0.01	<0.01	<0.01	<0.01	<0.01	<0.01	<0.01	<0.01	<0.01	<0.01	<0.01
Carbazole	---	mg/L	<0.02	0.004	<0.002	<0.002	<0.002	<0.02	<0.02	<0.02	<0.02	<0.02	<0.02	<0.02	<0.02
Dibenzofuran	0.028 <sup>(1)</sup>	mg/L	0.01	0.01	<0.01	<0.01	0.01	<0.01	<0.01	<0.01	<0.01	<0.01	<0.01	<0.01	<0.01
Dimethyl phthalate	70 <sup>(1)</sup>	mg/L	<0.01	<0.01	<0.01	<0.01	<0.01	<0.01	<0.01	<0.01	<0.01	<0.01	<0.01	<0.01	<0.01
Di-n-octyl phthalate	0.14	mg/L	<0.01	<0.01	<0.01	<0.01	<0.01	<0.01	<0.01	<0.01	<0.01	<0.01	<0.01	<0.01	<0.01
Hexachlorobenzene	0.00006	mg/L	<0.01	<0.01	<0.01	<0.01	<0.01	<0.01	<0.01	<0.01	<0.01	<0.01	<0.01	<0.01	<0.01
Hexachlorobutadiene	0.0014 <sup>(1)</sup>	mg/L	<0.01	<0.01	<0.01	<0.01	<0.01	<0.01	<0.01	<0.01	<0.01	<0.01	<0.01	<0.01	<0.01
Hexachlorocyclopentadiene	0.05	mg/L	<0.02	<0.02	<0.02	<0.02	<0.02	<0.02	<0.02	<0.02	<0.02	<0.02	<0.02	<0.02	<0.02
Hexachloroethane	0.007	mg/L	<0.01	<0.01	<0.01	<0.01	<0.01	<0.01	<0.01	<0.01	<0.01	<0.01	<0.01	<0.01	<0.01
Isophorone	1.4	mg/L	<0.01	<0.01	<0.01	<0.01	<0.01	<0.01	<0.01	<0.01	<0.01	<0.01	<0.01	<0.01	<0.01
Nitrobenzene	0.0035	mg/L	<0.01	<0.01	<0.01	<0.01	<0.01	<0.01	<0.01	<0.01	<0.01	<0.01	<0.01	<0.01	<0.01
N-Nitroso-di-n-propylamine	0.0018	mg/L	<0.01	<0.01	<0.01	<0.01	<0.01	<0.01	<0.01	<0.01	<0.01	<0.01	<0.01	<0.01	<0.01
N-Nitrosodiphenylamine	0.0032	mg/L	<0.01	<0.01	<0.01	<0.01	<0.01	<0.01	<0.01	<0.01	<0.01	<0.01	<0.01	<0.01	<0.01
Pentachlorophenol	0.001	mg/L	<0.02	<0.02	<0.02	<0.02	<0.02	<0.02	<0.02	<0.02	<0.02	<0.02	<0.02	<0.02	<0.02
Phenol	0.1	mg/L	<0.005	<0.005	<0.005	<0.005	<0.005	<0.005	0.003	<0.005	<0.005	<0.005	<0.005	<0.005	<0.005

Notes:

ug/L Micrograms per liter

(1) Non-TACO or provisional RO provided by the IEPA

Constituent exceeds Class I Groundwater Standard

<5 Not detected at the method limit identified



TABLE 3-14  
TIER 1 COMPARISON - METALS and CYANIDE RESULTS FOR 0 TO 3 FT DEPTH  
CHAMPAIGN MGP SITE  
CHAMPAIGN, ILLINOIS  
AMERENIP

Tier 1 Remedial Objectives - Soil											B-814	B-822	B-501	B-502	B-503	B-504	B-505	B-506	
CONSTITUENT	<u>Ingestion</u>			<u>Inhalation</u>			<u>Indoor Inhalation</u>		Soil Component to Groundwater (Class I)*	<u>MSA</u> Background	UNITS	B-814 (0.0-2.0)	B-822 (1.0-3.0)	B-501-2	B-502-3	B-503-3	B-504-3	B-505-3	B-506-3
	Residential	Commercial	Construction	Residential	Commercial	Construction	Residential	Commercial				4/1/2008	4/1/2008	7/13/2004	7/13/2004	7/13/2004	7/13/2004	7/13/2004	7/14/2004
Arsenic	13.0	13.0	61.0	750	1,200	25,000	---	---	30	13	(mg/kg)	5.29	3.45	9.28	58.5	8.31	15.4	4.5	14.7
Barium	5,500	140,000	14,000	690,000	910,000	870,000	---	---	1,800	110	(mg/kg)	---	---	143	58.3	99.6	152	27.1	113
Cadmium	78	2,000	200	1,800	2,800	59,000	---	---	59	0.6	(mg/kg)	---	---	0.28	0.5	0.3	1.68	0.58	0.14
Chromium	230	6,100	4,100	270	420	690	---	---	32	16.2	(mg/kg)	23.4	24.9	19.6	8.81	18.1	13.6	12.6	15.7
Copper	2,900	82,000	8,200	---	---	---	---	---	330,000	19.60	(mg/kg)	---	---	---	---	---	---	---	---
Cyanide <sup>(a)</sup>	1,600	41,000	4,100	---	---	---	---	---	40	0.51	(mg/kg)	<0.92	<6.24	1.38	1.02	11.7	55.5	25.2	2.31
Iron	---	---	---	---	---	---	---	---	---	15,900	(mg/kg)	---	---	---	---	---	---	---	---
Lead	400	800	700	---	---	---	---	---	107	36	(mg/kg)	53.3	17.3	58	21.7	202	221	552	177
Manganese	1,600	41,000	4,100	69,000	91,000	8,700	---	---	---	636	(mg/kg)	---	---	---	---	---	---	---	---
Mercury	23	610	61	10	16	0.10	0.45	0.45	6.4	0.06	(mg/kg)	---	---	0.215	0.037	0.167	0.338	0.061	0.695
Nickel	1,600	41,000	4,100	13,000	21,000	440,000	---	---	700	18	(mg/kg)	---	---	---	---	---	---	---	---
Selenium	390	10,000	1,000	---	---	---	---	---	3.3	0.48	(mg/kg)	---	---	<4.00	<3.85	<4.00	<3.92	<4.00	<3.85
Silver	390	10,000	1,000	---	---	---	---	---	39	0.55	(mg/kg)	---	---	<1.00	<0.96	<1.00	<0.98	<1.00	<0.96
Zinc	23,000	610,000	61,000	---	---	---	---	---	16,000	95	(mg/kg)	---	---	---	---	---	---	---	---

Notes:

- mg/kg Milligrams per kilogram
- (a) Remedial objectives are for amenable cyanide.
- No remediation objective has been established by the IEPA for this constituent for this exposure route
- <12 Not detected at the level identified
- \* Based on an average pH of 7.50 for the site
- Analytical result exceeds one or more Tier 1 RO
- <0.05 Detection limit greater than RO due to dilution

TABLE 3-14  
TIER 1 COMPARISON - METALS and CYANIDE RESULTS FOR 0 TO 3 FT DEPTH  
CHAMPAIGN MGP SITE  
CHAMPAIGN, ILLINOIS  
AMERENIP

CONSTITUENT	Tier 1 Remedial Objectives - Soil									Soil Component to Groundwater (Class I)*	MSA Background	UNITS	B-507	B-508	B-509	B-510	B-512	B-513	B-514	B-515
	<u>Ingestion</u>			<u>Inhalation</u>			<u>Indoor Inhalation</u>		B-507-1				B-508-3	B-509-3	B-510-2	B-512-3	B-513-2	B-514-3	B-515-2	
	Residential	Commercial	Construction	Residential	Commercial	Construction	Residential	Commercial	7/21/2004				7/19/2004	7/21/2004	7/12/2004	7/12/2004	7/12/2004	7/22/2004	7/16/2004	
Arsenic	13.0	13.0	61.0	750	1,200	25,000	---	---	30	13	(mg/kg)	10.1	22.5	13	10.8	21.6	13.6	11.3	11.5	
Barium	5,500	140,000	14,000	690,000	910,000	870,000	---	---	1,800	110	(mg/kg)	141	96.4	184	84.6	98	129	128	136	
Cadmium	78	2,000	200	1,800	2,800	59,000	---	---	59	0.6	(mg/kg)	0.22	0.55	1.03	0.58	1.01	0.36	0.29	0.36	
Chromium	230	6,100	4,100	270	420	690	---	---	32	16.2	(mg/kg)	16	13.2	18.3	16	26.7	22.4	15.7	14	
Copper	2,900	82,000	8,200	---	---	---	---	---	330,000	19.60	(mg/kg)	---	---	---	---	---	---	---	---	
Cyanide <sup>(a)</sup>	1,600	41,000	4,100	---	---	---	---	---	40	0.51	(mg/kg)	2.15	2.51	2.74	6.43	68.4	17	16.6	3.68	
Iron	---	---	---	---	---	---	---	---	---	15,900	(mg/kg)	---	---	---	---	---	---	---	---	
Lead	400	800	700	---	---	---	---	---	107	36	(mg/kg)	60.8	49.8	164	128	158	470	113	36.1	
Manganese	1,600	41,000	4,100	69,000	91,000	8,700	---	---	---	636	(mg/kg)	---	---	---	---	---	---	---	---	
Mercury	23	610	61	10	16	0.10	0.45	0.45	6.4	0.06	(mg/kg)	0.084	0.174	0.252	0.432	0.291	0.352	4.2	0.091	
Nickel	1,600	41,000	4,100	13,000	21,000	440,000	---	---	700	18	(mg/kg)	---	---	---	---	---	---	---	---	
Selenium	390	10,000	1,000	---	---	---	---	---	3.3	0.48	(mg/kg)	<3.85	<3.85	<4.00	<3.85	<3.92	<4.00	<3.85	<3.77	
Silver	390	10,000	1,000	---	---	---	---	---	39	0.55	(mg/kg)	<0.96	<0.96	<1.00	<0.96	<0.98	<1.00	<0.96	<0.94	
Zinc	23,000	610,000	61,000	---	---	---	---	---	16,000	95	(mg/kg)	---	---	---	---	---	---	---	---	

- Notes:
- mg/kg Milligrams per kilogram
  - (a) Remedial objectives are for amenable cyanide.
  - No remediation objective has been established by the IEPA for this constituent for this exposure route
  - <12 Not detected at the level identified
  - \* Based on an average pH of 7.50 for the site
  - Analytical result exceeds one or more Tier 1 RO
  - <0.05 Detection limit greater than RO due to dilution

TABLE 3-14  
TIER 1 COMPARISON - METALS and CYANIDE RESULTS FOR 0 TO 3 FT DEPTH  
CHAMPAIGN MGP SITE  
CHAMPAIGN, ILLINOIS  
AMERENIP

CONSTITUENT	Tier 1 Remedial Objectives - Soil									Soil Component to Groundwater (Class I)*	MSA Background	UNITS	B-516	B-550	B-551	B-553	B-554	B-556	B-557	CSS-3
	<u>Ingestion</u>			<u>Inhalation</u>			<u>Indoor Inhalation</u>						B-516-3	B-550-3	B-551-3	B-553-3	B-554-3	B-556-3	B-557-1	12/18/1990
	Residential	Commercial	Construction	Residential	Commercial	Construction	Residential	Commercial	Construction				7/22/2004	7/20/2004	7/15/2004	7/14/2004	7/15/2004	7/20/2004	7/20/2004	0-1'
Arsenic	13.0	13.0	61.0	750	1,200	25,000	---	---	30	13	(mg/kg)	28.7	11.6	10.7	<2.40	19.3	2.2	9.68	3	
Barium	5,500	140,000	14,000	690,000	910,000	870,000	---	---	1,800	110	(mg/kg)	134	45.6	60.5	20.1	207	59.8	102	82	
Cadmium	78	2,000	200	1,800	2,800	59,000	---	---	59	0.6	(mg/kg)	1.36	2.04	0.39	<0.19	0.97	0.13	0.59	1	
Chromium	230	6,100	4,100	270	420	690	---	---	32	16.2	(mg/kg)	40.3	22.3	10.3	7.23	16.3	9.54	15.6	6	
Copper	2,900	82,000	8,200	---	---	---	---	---	330,000	19.60	(mg/kg)	---	---	---	---	---	---	---	17	
Cyanide <sup>(a)</sup>	1,600	41,000	4,100	---	---	---	---	---	40	0.51	(mg/kg)	41.6	9.82	3	1.81	3.01	2.98	1.01	7	
Iron	---	---	---	---	---	---	---	---	---	15,900	(mg/kg)	---	---	---	---	---	---	---	14000	
Lead	400	800	700	---	---	---	---	---	107	36	(mg/kg)	165	32.1	50.6	8.5	252	55.7	184	80	
Manganese	1,600	41,000	4,100	69,000	91,000	8,700	---	---	---	636	(mg/kg)	---	---	---	---	---	---	---	830	
Mercury	23	610	61	10	16	0.10	0.45	0.45	6.4	0.06	(mg/kg)	0.491	0.076	0.281	0.005	0.076	0.075	0.133	---	
Nickel	1,600	41,000	4,100	13,000	21,000	440,000	---	---	700	18	(mg/kg)	---	---	---	---	---	---	---	12	
Selenium	390	10,000	1,000	---	---	---	---	---	3.3	0.48	(mg/kg)	<4.00	<4.00	<3.92	<3.85	<3.64	<3.85	<3.85	---	
Silver	390	10,000	1,000	---	---	---	---	---	39	0.55	(mg/kg)	<1.00	<1.00	<0.98	<0.96	<0.91	<0.96	<0.96	---	
Zinc	23,000	610,000	61,000	---	---	---	---	---	16,000	95	(mg/kg)	---	---	---	---	---	---	---	74	

Notes:  
 mg/kg Milligrams per kilogram  
 (a) Remedial objectives are for amenable cyanide.  
 ----- No remediation objective has been established by the IEPA for this constituent for this exposure route  
 <12 Not detected at the level identified  
 \* Based on an average pH of 7.50 for the site  
 Analytical result exceeds one or more Tier 1 RO  
 <0.05 Detection limit greater than RO due to dilution

**TABLE 3-14**  
**TIER 1 COMPARISON - METALS and CYANIDE RESULTS FOR 0 TO 3 FT DEPTH**  
**CHAMPAIGN MGP SITE**  
**CHAMPAIGN, ILLINOIS**  
**AMERENIP**

CONSTITUENT	Tier 1 Remedial Objectives - Soil									Soil Component to Groundwater (Class I)*	MSA Background	UNITS	CSS-4	CSS-5	UTP-01	UTP-02	UTP-03	UTP-04	UTP-08	UTP-09
	<u>Ingestion</u>			<u>Inhalation</u>			<u>Indoor Inhalation</u>						12/18/1990	12/19/1990	12/17/1991	12/17/1991	12/17/1991	12/17/1991	12/17/1991	12/17/1991
	Residential	Commercial	Construction	Residential	Commercial	Construction	Residential	Commercial	Construction				0-6"	0-6"	1	1.25	1.42	1	1	1
Arsenic	13.0	13.0	61.0	750	1,200	25,000	---	---	---	30	13	(mg/kg)	5	5	6	9	9	15	4	21
Barium	5,500	140,000	14,000	690,000	910,000	870,000	---	---	---	1,800	110	(mg/kg)	69	91	100	110	99	61	120	120
Cadmium	78	2,000	200	1,800	2,800	59,000	---	---	---	59	0.6	(mg/kg)	1	<0.5	1	1	1	1	<0.5	<0.5
Chromium	230	6,100	4,100	270	420	690	---	---	---	32	16.2	(mg/kg)	7	13	15	37	13	19	30	26
Copper	2,900	82,000	8,200	---	---	---	---	---	---	330,000	19.60	(mg/kg)	19	10	10	92	41	18	260	38
Cyanide <sup>(a)</sup>	1,600	41,000	4,100	---	---	---	---	---	---	40	0.51	(mg/kg)	2	<0.25	2	33	33	2900	620	3800
Iron	---	---	---	---	---	---	---	---	---	---	15,900	(mg/kg)	12000	15000	13000	16000	9500	46000	100000	110000
Lead	400	800	700	---	---	---	---	---	---	107	36	(mg/kg)	200	20	18	130	47	300	11000	1800
Manganese	1,600	41,000	4,100	69,000	91,000	8,700	---	---	---	---	636	(mg/kg)	630	530	730	71	340	170	430	330
Mercury	23	610	61	10	16	0.10	0.45	0.45	---	6.4	0.06	(mg/kg)	3	<0.4	<0.13	1	---	1	3	1
Nickel	1,600	41,000	4,100	13,000	21,000	440,000	---	---	---	700	18	(mg/kg)	10	14	15	8	11	8	12	10
Selenium	390	10,000	1,000	---	---	---	---	---	---	3.3	0.48	(mg/kg)	---	---	---	---	---	---	---	---
Silver	390	10,000	1,000	---	---	---	---	---	---	39	0.55	(mg/kg)	---	---	---	---	---	---	---	---
Zinc	23,000	610,000	61,000	---	---	---	---	---	---	16,000	95	(mg/kg)	95	47	41	64	89	46	230	110

**Notes:**  
mg/kg Milligrams per kilogram  
(a) Remedial objectives are for amenable cyanide.  
---- No remediation objective has been established by the IEPA for this constituent for this exposure route  
<12 Not detected at the level identified  
\* Based on an average pH of 7.50 for the site  
Analytical result exceeds one or more Tier 1 RO  
<0.05 Detection limit greater than RO due to dilution

**TABLE 3-15  
TIER 1 COMPARISON - RCRA METALS AND CYANIDE RESULTS FOR 3 TO 10 FT  
CHAMPAIGN MGP SITE  
CHAMPAIGN, ILLINOIS  
AMERENIP**

CONSTITUENT	Tier 1 Remedial Objectives - Soil									Soil Component to Groundwater (Class I)*	MSA Background	UNITS	B-814	B-818	B-822	B-823	B-829	B-833
	<u>Ingestion</u>			<u>Inhalation</u>			<u>Indoor Inhalation</u>		B-814 4/1/2008				B-818 4/7/2008	B-822 4/1/2008	B-823 4/1/2008	B-829 4/2/2008	B-833 4/2/2008	
	Residential	Commercial	Construction	Residential	Commercial	Construction	Residential	Commercial	7.0-8.0				7.0-9.0	6.0-8.0	13.0-15.0	6.0-7.0	9.0-10.0	
Arsenic	13.0	13.0	61.0	750	1,200	25,000	---	---	30	13	(mg/kg)	10.1	5.49	9.97	9.99	8.84	2.92	
Barium	5,500	140,000	14,000	690,000	910,000	870,000	---	---	1,800	110	(mg/kg)	---	---	---	---	---	---	
Cadmium	78	2,000	200	1,800	2,800	59,000	---	---	59	0.6	(mg/kg)	---	---	---	---	---	---	
Chromium	230	6,100	4,100	270	420	690	---	---	28	16.2	(mg/kg)	14.2	24.1	26.4	18.5	22.9	24.2	
Cyanide <sup>(a)</sup>	1,600	41,000	4,100	---	---	---	---	---	40	0.51	(mg/kg)	11.1	2.12	33.1	0.25	1.02	1.31	
Lead	400	800	700	---	---	---	---	---	107	36	(mg/kg)	10.1	20.2	15.9	12.8	14.9	19.7	
Mercury	23	610	61	10	16	0.10	0.45	0.45	6.4	0.06	(mg/kg)	---	---	---	---	---	---	
Selenium	390	10,000	1,000	---	---	---	---	---	3.3	0.48	(mg/kg)	---	---	---	---	---	---	
Silver	390	10,000	1,000	---	---	---	---	---	39	0.55	(mg/kg)	---	---	---	---	---	---	

Notes: mg/kg Milligrams per kilogram  
(a) Remedial objectives are for amenable cyanide  
---- No remediation objective has been established by the IEPA for this constituent for this exposure route  
<12 Not detected at the level identified  
\* Based on an average pH of 7.50 for the site  
Analytical result exceeds one or more Tier 1 RO.  
<0.05 Detection limit greater than RO due to dilution

TABLE 3-15  
TIER 1 COMPARISON - RCRA METALS AND CYANIDE RESULTS FOR 3 TO 10 FT  
CHAMPAIGN MGP SITE  
CHAMPAIGN, ILLINOIS  
AMERENIP

CONSTITUENT	Tier 1 Remedial Objectives - Soil									Soil Component to Groundwater (Class I)*	MSA Background	UNITS	B-504	B-508	B-509	UTB-15	UTB-20	UTB-21	UTB-22
	<u>Ingestion</u>			<u>Inhalation</u>			<u>Indoor Inhalation</u>						B-504-7	B-508-9	B-509-8	UTB-15-S01	UTB-20-S01	UTB-21-S01	UTB-22-S01
	Residential	Commercial	Construction	Residential	Commercial	Construction	Residential	Commercial	Construction				7/13/2004	7/19/2004	7/21/2004	12/13/1991	12/11/1991	12/12/1991	12/12/1991
Arsenic	13.0	13.0	61.0	750	1,200	25,000	---	---	30	13	(mg/kg)	<2.31	13	12.7	---	---	---	---	
Barium	5,500	140,000	14,000	690,000	910,000	870,000	---	---	1,800	110	(mg/kg)	63.8	126	117	---	---	---	---	
Cadmium	78	2,000	200	1,800	2,800	59,000	---	---	59	0.6	(mg/kg)	0.31	<0.19	0.1	---	---	---	---	
Chromium	230	6,100	4,100	270	420	690	---	---	28	16.2	(mg/kg)	14.7	21.9	16.8	---	---	---	---	
Cyanide <sup>(a)</sup>	1,600	41,000	4,100	---	---	---	---	---	40	0.51	(mg/kg)	---	---	---	0.35	2	5	<0.25	
Lead	400	800	700	---	---	---	---	---	107	36	(mg/kg)	16.4	17.9	13.8	---	---	---	---	
Mercury	23	610	61	10	16	0.10	0.45	0.45	6.4	0.06	(mg/kg)	0.026	0.036	0.028	---	---	---	---	
Selenium	390	10,000	1,000	---	---	---	---	---	3.3	0.48	(mg/kg)	<3.70	<3.85	<3.92	---	---	---	---	
Silver	390	10,000	1,000	---	---	---	---	---	39	0.55	(mg/kg)	<0.93	<0.96	<0.98	---	---	---	---	

Notes: mg/kg Milligrams per kilogram  
(a) Remedial objectives are for amenable cyanide  
----- No remediation objective has been established by the IEPA for this constituent for this exposure route  
<12 Not detected at the level identified  
\* Based on an average pH of 7.50 for the site  
Analytical result exceeds one or more Tier 1 RO.  
<0.05 Detection limit greater than RO due to dilution

TABLE 3-15  
TIER 1 COMPARISON - RCRA METALS AND CYANIDE RESULTS FOR 3 TO 10 FT  
CHAMPAIGN MGP SITE  
CHAMPAIGN, ILLINOIS  
AMERENIP

Tier 1 Remedial Objectives - Soil																
CONSTITUENT	<u>Ingestion</u>			<u>Inhalation</u>			<u>Indoor Inhalation</u>		Soil Component to Groundwater (Class I)*	<u>MSA</u> <u>Background</u>	UNITS	UTB-23	UTB-24	UTB-25	UTB-26	UTB-27
	Residential	Commercial	Construction	Residential	Commercial	Construction	Residential	Commercial				UTB-23-S01 12/14/1991 6'-8'	UTB 24-S01 12/15/1991 6'-8'	UTB-25-S01 12/14/1991 9'-11'	UTB-26-S02 12/15/1991 6'-8'	UTB-27-S01 12/16/1991 6'-8'
Arsenic	13.0	13.0	61.0	750	1,200	25,000	---	---	30	13	(mg/kg)	---	---	---	---	---
Barium	5,500	140,000	14,000	690,000	910,000	870,000	---	---	1,800	110	(mg/kg)	---	---	---	---	---
Cadmium	78	2,000	200	1,800	2,800	59,000	---	---	59	0.6	(mg/kg)	---	---	---	---	---
Chromium	230	6,100	4,100	270	420	690	---	---	28	16.2	(mg/kg)	---	---	---	---	---
Cyanide <sup>(a)</sup>	1,600	41,000	4,100	---	---	---	---	---	40	0.51	(mg/kg)	14	11	1	<0.25	5
Lead	400	800	700	---	---	---	---	---	107	36	(mg/kg)	---	---	---	---	---
Mercury	23	610	61	10	16	0.10	0.45	0.45	6.4	0.06	(mg/kg)	---	---	---	---	---
Selenium	390	10,000	1,000	---	---	---	---	---	3.3	0.48	(mg/kg)	---	---	---	---	---
Silver	390	10,000	1,000	---	---	---	---	---	39	0.55	(mg/kg)	---	---	---	---	---

Notes: mg/kg Milligrams per kilogram  
(a) Remedial objectives are for amenable cyanide  
---- No remediation objective has been established by the IEPA for this constituent for this exposure route  
<12 Not detected at the level identified  
\* Based on an average pH of 7.50 for the site  
Analytical result exceeds one or more Tier 1 RO.  
<0.05 Detection limit greater than RO due to dilution

TABLE 3-16  
TIER 1 COMPARISON - RCRA METALS AND CYANIDE RESULTS FOR GREATER THAN 10 FT DEPTH  
CHAMPAIGN MGP SITE  
CHAMPAIGN, ILLINOIS  
AMERENIP

CONSTITUENT	Tier 1 Remedial Objectives - Soil									Soil Component to Groundwater (Class I)*	MSA Background	UNITS	B-818	B-822	B-835	B-501	B-502
	<u>Ingestion</u>			<u>Inhalation</u>			<u>Indoor Inhalation</u>		B818 (13.0-15.0')				B822 (13.0-15.0)	B835 (28.0-29.0)	B-501-24	B-502-12	
	Residential	Commercial	Construction	Residential	Commercial	Construction	Residential	Commercial	4/1/2008				4/1/2008	4/3/2008	7/13/2004	7/13/2004	
Arsenic	13.0	13.0	61.0	750	1,200	25,000	---	---	30	13	(mg/kg)	9.97	9.99	7.78	3.46	7.47	
Barium	5,500	140,000	14,000	690,000	910,000	870,000	---	---	1,800	110	(mg/kg)	---	---	---	14.7	52	
Cadmium	78	2,000	200	1,800	2,800	59,000	---	---	59	0.6	(mg/kg)	---	---	---	0.1	0.17	
Chromium	230	6,100	4,100	270	420	690	---	---	28	16.2	(mg/kg)	17.3	18.5	12.7	13.6	11.8	
Cyanide <sup>(a)</sup>	1,600	41,000	4,100	---	---	---	---	---	40	0.51	(mg/kg)	2.02	0.25	0.59	---	---	
Lead	400	800	700	---	---	---	---	---	107	36	(mg/kg)	16.2	12.8	9.62	8.07	12.3	
Mercury	23	610	61	10	16	0.10	0.45	0.45	6.4	0.06	(mg/kg)	---	---	---	0.009	0.05	
Selenium	390	10,000	1,000	---	---	---	---	---	3.3	0.48	(mg/kg)	---	---	---	<3.77	<3.85	
Silver	390	10,000	1,000	---	---	---	---	---	39	0.55	(mg/kg)	---	---	---	<0.94	<0.96	

Notes: mg/kg Milligrams per kilogram  
(a) Remedial objectives are for amenable cyanide  
---- No remediation objective has been established by the IEPA for this constituent for this exposure route  
<12 Not detected at the level identified  
\* Based on an average pH of 7.50 for the site.  
Analytical result exceeds one or more Tier 1 RO  
<3.77 Laboratory method detection limit is higher than one or more remedial objective due to dilution



TABLE 3-16  
TIER 1 COMPARISON - RCRA METALS AND CYANIDE RESULTS FOR GREATER THAN 10 FT DEPTH  
CHAMPAIGN MGP SITE  
CHAMPAIGN, ILLINOIS  
AMERENIP

CONSTITUENT	Tier 1 Remedial Objectives - Soil									Soil Component to Groundwater (Class I)*	MSA Background	UNITS	B-505	B-506	B-507	B-513	B-515	B-553	
	Ingestion			Inhalation			Indoor Inhalation		Residential				Commercial	B-505-11	B-506-28	B-507-19	B-513-12	B-515-32	B-553-32
	Residential	Commercial	Construction	Residential	Commercial	Construction	Residential	Commercial						7/14/2004	7/22/2004	7/21/2004	7/12/2004	7/16/2004	7/14/2004
Arsenic	13.0	13.0	61.0	750	1,200	25,000	---	---	---	---	30	13	(mg/kg)	10.1	4.57	<2.36	4.07	7.64	5.46
Barium	5,500	140,000	14,000	690,000	910,000	870,000	---	---	---	---	1,800	110	(mg/kg)	77.2	20.1	4.88	33.1	13.3	14.6
Cadmium	78	2,000	200	1,800	2,800	59,000	---	---	---	---	59	0.6	(mg/kg)	0.16	<0.20	<0.19	<0.20	0.23	<0.20
Chromium	230	6,100	4,100	270	420	690	---	---	---	---	28	16.2	(mg/kg)	22.3	11.5	2.49	18.2	9.04	10.1
Cyanide <sup>(a)</sup>	1,600	41,000	4,100	---	---	---	---	---	---	---	40	0.51	(mg/kg)	---	---	---	---	---	---
Lead	400	800	700	---	---	---	---	---	---	---	107	36	(mg/kg)	14.9	9.98	3.2	10.9	8.93	8.62
Mercury	23	610	61	10	16	0.10	0.45	0.45	---	---	6.4	0.06	(mg/kg)	0.043	0.008	<0.012	0.006	0.007	0.009
Selenium	390	10,000	1,000	---	---	---	---	---	---	---	3.3	0.48	(mg/kg)	<3.85	<4.00	<3.77	<4.00	<3.85	<4.00
Silver	390	10,000	1,000	---	---	---	---	---	---	---	39	0.55	(mg/kg)	<0.96	<1.00	<0.94	<1.00	<0.96	<1.00

Notes: mg/kg Milligrams per kilogram  
(a) Remedial objectives are for amenable cyanide  
---- No remediation objective has been established by the IEPA for this constituent for this exposure route  
<12 Not detected at the level identified  
\* Based on an average pH of 7.50 for the site.  
Analytical result exceeds one or more Tier 1 RO  
<3.77 Laboratory method detection limit is higher than one or more remedial objective due to dilution

TABLE 3-16  
TIER 1 COMPARISON - RCRA METALS AND CYANIDE RESULTS FOR GREATER THAN 10 FT DEPTH  
CHAMPAIGN MGP SITE  
CHAMPAIGN, ILLINOIS  
AMERENIP

CONSTITUENT	Tier 1 Remedial Objectives - Soil									Soil Component to Groundwater (Class I)*	MSA Background	UNITS	B-556	B-557	UTB-15	UTB-20	UTB-21	UTB-22	
	<u>Ingestion</u>			<u>Inhalation</u>			<u>Indoor Inhalation</u>		Residential				Commercial	B-556-28	B-557-12	UTB-15-S02	UTB-20-S02	UTB-21-S02	UTB-22-S02
	Residential	Commercial	Construction	Residential	Commercial	Construction	Residential	Commercial						7/20/2004	7/20/2004	12/13/1991	12/11/1991	12/12/1991	12/12/1991
Arsenic	13.0	13.0	61.0	750	1,200	25,000	---	---	---	30	13	(mg/kg)	3.69	12.4	---	---	---	---	
Barium	5,500	140,000	14,000	690,000	910,000	870,000	---	---	---	1,800	110	(mg/kg)	17.2	109	---	---	---	---	
Cadmium	78	2,000	200	1,800	2,800	59,000	---	---	---	59	0.6	(mg/kg)	<0.19	<0.20	---	---	---	---	
Chromium	230	6,100	4,100	270	420	690	---	---	---	28	16.2	(mg/kg)	11.4	23.3	---	---	---	---	
Cyanide <sup>(a)</sup>	1,600	41,000	4,100	---	---	---	---	---	---	40	0.51	(mg/kg)	---	---	<0.25	<0.25	<0.25	<0.25	
Lead	400	800	700	---	---	---	---	---	---	107	36	(mg/kg)	9.94	19.1	---	---	---	---	
Mercury	23	610	61	10	16	0.10	0.45	0.45	---	6.4	0.06	(mg/kg)	0.008	0.009	---	---	---	---	
Selenium	390	10,000	1,000	---	---	---	---	---	---	3.3	0.48	(mg/kg)	<3.77	<4.00	---	---	---	---	
Silver	390	10,000	1,000	---	---	---	---	---	---	39	0.55	(mg/kg)	<0.94	<1.00	---	---	---	---	

Notes: mg/kg Milligrams per kilogram  
(a) Remedial objectives are for amenable cyanide  
---- No remediation objective has been established by the IEPA for this constituent for this exposure route  
<12 Not detected at the level identified  
\* Based on an average pH of 7.50 for the site.  
Analytical result exceeds one or more Tier 1 RO  
<3.77 Laboratory method detection limit is higher than one or more remedial objective due to dilution

**TABLE 3-16**  
**TIER 1 COMPARISON - RCRA METALS AND CYANIDE RESULTS FOR GREATER THAN 10 FT DEPTH**  
**CHAMPAIGN MGP SITE**  
**CHAMPAIGN, ILLINOIS**  
**AMERENIP**

Tier 1 Remedial Objectives - Soil											UTB-23	UTB-24	UTB-25	UTB-26		
CONSTITUENT	Residential	<u>Ingestion</u>			<u>Inhalation</u>			<u>Indoor Inhalation</u>		Soil Component to Groundwater (Class I)*	<u>MSA</u> <u>Background</u>	UNITS	UTB-23-S02 12/14/1991 26'-28'	UTB-24-S02 12/15/1991 21'-23'	UTB-25-S02 12/14/1991 26'-28'	UTB-26-S02 12/15/1991 21'-23'
		Arsenic	13.0	13.0	61.0	750	1,200	25,000	---	---	30	13	(mg/kg)	---	---	---
Barium	5,500	140,000	14,000	690,000	910,000	870,000	---	---	1,800	110	(mg/kg)	---	---	---	---	
Cadmium	78	2,000	200	1,800	2,800	59,000	---	---	59	0.6	(mg/kg)	---	---	---	---	
Chromium	230	6,100	4,100	270	420	690	---	---	28	16.2	(mg/kg)	---	---	---	---	
Cyanide <sup>(a)</sup>	1,600	41,000	4,100	---	---	---	---	---	40	0.51	(mg/kg)	<0.25	<0.25	<0.25	<0.25	
Lead	400	800	700	---	---	---	---	---	107	36	(mg/kg)	---	---	---	---	
Mercury	23	610	61	10	16	0.10	0.45	0.45	6.4	0.06	(mg/kg)	---	---	---	---	
Selenium	390	10,000	1,000	---	---	---	---	---	3.3	0.48	(mg/kg)	---	---	---	---	
Silver	390	10,000	1,000	---	---	---	---	---	39	0.55	(mg/kg)	---	---	---	---	

Notes: mg/kg Milligrams per kilogram  
(a) Remedial objectives are for amenable cyanide  
---- No remediation objective has been established by the IEPA for this constituent for this exposure route  
<12 Not detected at the level identified  
\* Based on an average pH of 7.50 for the site.  
Analytical result exceeds one or more Tier 1 RO  
<3.77 Laboratory method detection limit is higher than one or more remedial objective due to dilution

**TABLE 3-17  
GROUNDWATER ANALYTICAL RESULTS - METALS AND PCBs  
CHAMPAIGN MGP SITE  
AMERENIP**

CONSTITUENT	Class I Groundwater Standard		UMW-102	UMW-104	UMW-105	UMW-106	UMW-107	UMW-108	UMW-109	UMW-110	UMW-111A	UMW-113	UMW-113 D	UMW-114	UMW-115	UMW-116	UMW-117	UMW-118	UMW-119	UMW-120	
	Units		9/16/2008	9/17/2008	9/16/2008	9/16/2008	9/16/2008	9/17/2008	9/17/2008	9/17/2008	9/17/2008	9/16/2008	9/16/2008	9/16/2008	9/16/2008	9/16/2008	9/17/2008	9/17/2008	9/16/2008	9/16/2008	
<b><u>Metals (6010B)</u></b>																					
Aluminum	3.5 <sup>(1)</sup>	mg/L	0.0652	0.0714	0.033	0.143	0.0546	0.111	0.0616	0.0708	0.023	0.0662	0.03	0.026	0.0562	0.05	0.0969	0.801	3.32	1.12	
Antimony	0.006	mg/L	<0.05	<0.05	<0.05	<0.05	<0.05	<0.05	<0.05	<0.05	<0.05	<0.05	<0.05	<0.05	<0.05	<0.05	<0.05	<0.05	<0.05	<0.05	
Barium	2.0	mg/L	0.376	0.188	0.0477	0.0632	0.21	0.124	0.118	0.0818	0.0373	0.0504	0.0492	0.225	0.0232	0.0931	0.0993	0.0791	0.0627	0.0623	
Beryllium	0.004	mg/L	<0.001	<0.001	<0.001	<0.001	<0.001	<0.001	<0.001	<0.001	<0.001	<0.001	<0.001	<0.001	<0.001	<0.001	<0.001	<0.001	<0.001	0.001	
Cadmium	0.005	mg/L	<0.002	<0.002	0.0003	0.0003	<0.002	<0.002	<0.002	<0.002	0.0003	<0.002	0.0003	0.0004	0.0003	<0.002	<0.002	<0.002	<0.002	0.002	
Calcium	---	mg/L	143	121	146	243	95.1	139	202	163	193	247	242	124	375	154	79.2	154	93.8	74	
Chromium	0.1	mg/L	<0.01	<0.01	<0.01	<0.01	<0.01	<0.01	0.0069	<0.01	<0.01	<0.01	<0.01	<0.01	<0.01	0.0235	<0.01	<0.01	0.0056	<0.01	
Cobalt	1.0	mg/L	0.0056	0.0034	<0.01	0.0071	0.0045	<0.01	0.0063	0.0088	<0.01	0.0129	0.0115	0.0064	0.0083	0.0024	<0.01	<0.01	0.0035	<0.01	
Copper	0.65	mg/L	<0.01	0.003	<0.01	0.0047	<0.01	<0.01	0.0033	0.0036	0.0036	0.0032	<0.01	<0.01	0.0069	0.0038	0.0042	<0.01	0.0058	0.009	
Iron	5.0	mg/L	3.39	0.14	0.0857	0.396	6.41	0.0989	0.204	8.53	0.013	19.6	18.7	8.26	32.6	0.178	0.0655	0.769	3.89	0.898	
Magnesium	---	mg/L	26.2	21	64.5	110	61.7	44.3	79.9	23.9	79.8	41.3	40.2	69	52.7	73.7	24.4	28.1	29.1	25.5	
Manganese	0.15	mg/L	1.46	1.3	0.008	1.32	0.0526	0.0381	1.35	2.78	<0.005	2.56	2.52	0.242	0.303	0.138	0.148	0.144	0.294	0.0528	
Nickel	0.1	mg/L	<0.01	<0.01	<0.01	0.0041	<0.01	<0.01	0.698	<0.01	<0.01	<0.01	<0.01	<0.01	<0.01	0.408	0.0041	<0.01	0.0043	<0.01	
Potassium	---	mg/L	4.95	3.59	2.37	6.7	10.3	1.72	3.51	2.91	3.48	4.44	4.38	4.37	6.44	1.88	5.99	2.48	4.76	2.88	
Silver	0.05	mg/L	<0.01	<0.01	<0.01	<0.01	<0.01	<0.01	<0.01	<0.01	<0.01	0.0032	<0.01	<0.01	0.0037	<0.01	<0.01	<0.01	<0.01	<0.01	
Sodium	---	mg/L	26.8	25.4	30.7	258	24.4	28.1	61.7	7.61	85.6	13.3	13.1	20.1	10.3	216	29.9	13.9	19.5	9.75	
Vanadium	0.049	mg/L	<0.01	<0.01	<0.01	<0.01	<0.01	<0.01	<0.01	<0.01	<0.01	<0.01	<0.01	<0.01	<0.01	<0.01	<0.01	<0.01	0.0049	<0.01	
Zinc	5.0	mg/L	<0.01	0.0136	0.004	0.0092	<0.01	0.008	0.0043	0.0107	0.0026	0.0103	0.0093	0.0023	0.0053	0.0038	0.0027	0.0063	0.0125	0.013	
Mercury 7470A	0.002	mg/L	<0.0002	<0.0002	<0.0002	<0.0002	<0.0002	<0.0002	<0.0002	<0.0002	<0.0002	<0.0002	<0.0002	<0.0002	<0.0002	<0.0002	<0.0002	<0.0002	<0.0002	<0.0002	
<b><u>Metals (3020A)</u></b>																					
Arsenic	7060A	0.05	mg/L	0.0111	0.0017	<0.003	<0.003	0.0076	<0.003	<0.003	0.0133	<0.003	0.0169	0.0157	0.0251	0.0224	<0.003	0.0014	<0.003	0.0017	<0.003
Lead	7421	0.0075	mg/L	<0.002	0.0005	<0.002	<0.002	<0.002	<0.002	<0.002	0.0005	<0.002	<0.002	<0.002	<0.002	<0.002	<0.002	0.0005	0.0024	0.0023	
Selenium	7740	0.05	mg/L	<0.006	<0.006	<0.006	<0.006	<0.006	0.0038	<0.006	<0.006	<0.006	<0.006	<0.006	<0.006	<0.006	<0.006	<0.006	<0.006	<0.006	
Thallium	7841	0.002	mg/L	<0.002	<0.002	<0.002	0.0006	<0.002	<0.002	0.0008	<0.002	<0.002	<0.002	<0.002	<0.002	<0.002	<0.002	<0.002	<0.002	<0.002	
Cyanide (9012A)	0.2	mg/L	<0.007	0.209	0.126	0.304	0.889	0.046	0.006	1.01	<0.007	1.08	1.08	2.68	3.19	0.009	0.006	0.046	0.024	0.011	
<b><u>Polychlorinated Biphenyls (PCBs) 8082</u></b>																					
Aroclor 1016	---	ug/L	<1	<1	<1	<1	<1	<1	<1	<1	<1	<1	<1	<1	<1	<1	<1	<1	<1	<1	
Aroclor 1221	---	ug/L	<1	<1	<1	<1	<1	<1	<1	<1	<1	<1	<1	<1	<1	<1	<1	<1	<1	<1	
Aroclor 1232	---	ug/L	<1	<1	<1	<1	<1	<1	<1	<1	<1	<1	<1	<1	<1	<1	<1	<1	<1	<1	
Aroclor 1242	---	ug/L	<1	<1	<1	<1	<1	<1	<1	<1	<1	<1	<1	<1	<1	<1	<1	<1	<1	<1	
Aroclor 1248	---	ug/L	<1	<1	<1	<1	<1	<1	<1	<1	<1	<1	<1	<1	<1	<1	<1	<1	<1	<1	
Aroclor 1254	---	ug/L	<1	<1	<1	<1	<1	<1	<1	<1	<1	<1	<1	<1	<1	<1	<1	<1	<1	<1	
Aroclor 1260	---	ug/L	<1	<1	<1	<1	<1	<1	<1	<1	<1	<1	<1	<1	<1	<1	<1	<1	<1	<1	

Notes:  
 ug/L Micrograms per liter  
 (1) Non-TACO or provisional RO provided by the IEPA  
 <5 Not detected at the method detection limit identified  
 Constituent exceeds Class I Groundwater Standard

**TABLE 3-17  
GROUNDWATER ANALYTICAL RESULTS - METALS AND PCBs  
CHAMPAIGN MGP SITE  
AMERENIP**

CONSTITUENT	Class I		UMW-121 9/16/2008	UMW-300 9/18/2008	UMW-301 9/17/2008	UMW-302 9/16/2008	UMW-303 9/17/2008	UMW-303 D 9/17/2008	UMW-304 9/16/2008	UMW-305 9/16/2008	UMW-306 9/16/2008	UMW-307 9/16/2008	
	Groundwater Standard	Units											
<b><u>Metals (6010B)</u></b>													
Aluminum	3.5 <sup>(1)</sup>	mg/L	0.514	0.467	0.0748	0.0644	0.205	0.194	0.0625	0.717	0.045	0.134	
Antimony	0.006	mg/L	<0.05	<0.05	<0.05	<0.05	<0.05	<0.05	<0.05	<0.05	<0.05	<0.05	
Barium	2.0	mg/L	0.098	0.0796	0.082	0.0505	0.035	0.0374	0.0966	0.0711	0.0667	0.0971	
Beryllium	0.004	mg/L	<0.001	<0.001	<0.001	<0.001	<0.001	<0.001	<0.001	<0.001	<0.001	<0.001	
Cadmium	0.005	mg/L	0.0005	0.0003	<0.002	<0.002	<0.002	0.0003	<0.002	<0.002	<0.002	<0.002	
Calcium	---	mg/L	114	154	139	145	150	155	166	129	67.1	145	
Chromium	0.1	mg/L	<0.01	<0.01	<0.01	<0.01	<0.01	<0.01	<0.01	<0.01	<0.01	<0.01	
Cobalt	1.0	mg/L	0.0032	0.0037	<0.01	<0.01	<0.01	<0.01	<0.01	<0.01	<0.01	<0.01	
Copper	0.65	mg/L	0.0034	0.003	<0.01	<0.01	<0.01	<0.01	<0.01	0.0031	<0.01	<0.01	
Iron	5.0	mg/L	0.822	0.482	0.869	2.41	1.13	1.18	0.139	1.23	2.4	2.26	
Magnesium	---	mg/L	29.5	57.8	54.5	69.3	52.2	53.7	58.9	46.9	64	57.7	
Manganese	0.15	mg/L	0.432	0.164	0.142	0.0422	0.0787	0.0822	0.0415	0.0877	0.0163	0.0201	
Nickel	0.1	mg/L	<0.01	<0.01	<0.01	<0.01	<0.01	<0.01	<0.01	<0.01	<0.01	<0.01	
Potassium	---	mg/L	4.12	3.7	2.5	2.19	2.76	2.83	2.11	10.1	56.3	5.78	
Silver	0.05	mg/L	<0.01	<0.01	<0.01	<0.01	<0.01	<0.01	0.0032	<0.01	<0.01	<0.01	
Sodium	---	mg/L	33.5	31.6	27.1	24.9	32.6	30.9	24.2	39.5	34.8	32.9	
Vanadium	0.049	mg/L	<0.01	<0.01	<0.01	<0.01	<0.01	<0.01	<0.01	<0.01	<0.01	<0.01	
Zinc	5.0	mg/L	0.0048	0.0075	<0.01	0.0096	0.0036	0.0062	<0.01	0.0032	<0.01	0.0024	
Mercury 7470A	0.002	mg/L	<0.0002	<0.0002	<0.0002	<0.0002	<0.0002	<0.0002	<0.0002	<0.0002	<0.0002	<0.0002	
<b><u>Metals (3020A)</u></b>													
Arsenic	7060A	0.05	mg/L	0.0011	0.0007	<0.003	<0.003	0.0062	0.0067	<0.003	0.0076	0.0025	0.0022
Lead	7421	0.0075	mg/L	0.0004	<0.002	<0.002	<0.002	<0.002	0.0006	<0.002	<0.002	<0.002	<0.002
Selenium	7740	0.05	mg/L	<0.006	<0.006	<0.006	<0.006	<0.006	<0.006	<0.006	<0.006	<0.006	<0.006
Thallium	7841	0.002	mg/L	<0.002	<0.002	<0.002	<0.002	<0.002	<0.002	<0.002	<0.002	<0.002	
Cyanide (9012A)		0.2	mg/L	0.438	<0.007	0.007	0.119	<0.007	<0.007	0.038	0.01	0.019	0.007
<b><u>Polychlorinated Biphenyls (PCBs) 8082</u></b>													
Aroclor 1016		---	ug/L	<1	<1	<1	<1	<1	<1	<1	<1	<1	<1
Aroclor 1221		---	ug/L	<1	<1	<1	<1	<1	<1	<1	<1	<1	<1
Aroclor 1232		---	ug/L	<1	<1	<1	<1	<1	<1	<1	<1	<1	<1
Aroclor 1242		---	ug/L	<1	<1	<1	<1	<1	<1	<1	<1	<1	<1
Aroclor 1248		---	ug/L	<1	<1	<1	<1	<1	<1	<1	<1	<1	<1
Aroclor 1254		---	ug/L	<1	<1	<1	<1	<1	<1	<1	<1	<1	<1
Aroclor 1260		---	ug/L	<1	<1	<1	<1	<1	<1	<1	<1	<1	<1

Notes:

- ug/L Micrograms per liter
- (1) Non-TACO or provisional RO provided by the IEPA
- <5 Not detected at the method detection limit identified
- Constituent exceeds Class I Groundwater Standard

**TABLE 3-18  
GROUNDWATER ANALYTICAL RESULTS - PESTICIDES  
CHAMPAIGN MGP  
AMERENIP**

CONSTITUENT	Class I		UMW-102 9/16/2008	UMW-104 9/17/2008	UMW-105 9/16/2008	UMW-106 9/16/2008	UMW-107 9/16/2008	UMW-108 9/17/2008	UMW-109 9/17/2008	UMW-110 9/17/2008	UMW-111A 9/17/2008	UMW-113 9/16/2008	UMW-113 D 9/16/2008	UMW-114 9/16/2008	UMW-115 9/16/2008	UMW-116 9/16/2008	UMW-117 9/17/2008	UMW-118 9/17/2008	UMW-119 9/16/2008
	Groundwater Standard	Units																	
<b><u>Chlorinated</u></b>																			
<b><u>Pesticides (8081A)</u></b>																			
4,4'-DDD	0.014	ug/L	<0.05	<0.05	<0.05	<0.05	<0.05	<0.05	<0.05	<0.05	<0.05	<0.05	<0.05	<0.05	0.12	<0.05	<0.05	<0.05	<0.05
4,4'-DDE	0.01	ug/L	<0.05	<0.05	<0.05	<0.05	<0.05	<0.05	<0.05	<0.05	<0.05	<0.05	<0.05	<0.05	0.14	<0.05	<0.05	<0.05	<0.05
4,4'-DDT	0.006	ug/L	<0.05	<0.05	<0.05	<0.05	<0.05	<0.05	<0.05	<0.05	<0.05	<0.05	<0.05	<0.05	<0.05	<0.05	<0.05	<0.05	<0.05
Aldrin	0.014	ug/L	<0.05	<0.05	<0.05	<0.05	<0.05	<0.05	<0.05	<0.05	<0.05	<0.05	<0.05	<0.05	<0.05	<0.05	<0.05	<0.05	<0.05
alpha-BHC	0.00011	ug/L	<0.05	<0.05	<0.05	<0.05	<0.05	<0.05	<0.05	<0.05	<0.05	<0.05	<0.05	<0.05	<0.05	<0.05	<0.05	<0.05	<0.05
alpha-Chlordane	---	ug/L	<0.5	<0.5	<0.5	<0.5	<0.5	<0.5	<0.5	<0.5	<0.5	<0.5	<0.5	<0.5	<0.5	<0.5	<0.5	<0.5	<0.5
beta-BHC	---	ug/L	<0.05	<0.05	<0.05	<0.05	<0.05	<0.05	<0.05	<0.05	<0.05	<0.05	<0.05	0.05	0.13	<0.05	<0.05	<0.05	<0.05
delta-BHC	---	ug/L	<0.05	<0.05	<0.05	<0.05	<0.05	<0.05	<0.05	<0.05	<0.05	<0.05	<0.05	<0.05	<0.05	<0.05	<0.05	<0.05	<0.05
Dieldrin	0.009	ug/L	<0.05	<0.05	<0.05	<0.05	<0.05	<0.05	<0.05	<0.05	<0.05	<0.05	<0.05	<0.05	0.12	<0.05	<0.05	<0.05	0.04
Endosulfan I	0.042	ug/L	<0.05	<0.05	<0.05	<0.05	<0.05	<0.05	<0.05	<0.05	<0.05	<0.05	<0.05	<0.05	<0.05	<0.05	<0.05	<0.05	<0.05
Endosulfan II	---	ug/L	<0.05	<0.05	<0.05	<0.05	<0.05	<0.05	<0.05	<0.05	<0.05	<0.05	<0.05	<0.05	<0.05	<0.05	<0.05	<0.05	<0.05
Endosulfan sulfate	---	ug/L	<0.05	<0.05	<0.05	<0.05	<0.05	<0.05	<0.05	<0.05	<0.05	<0.05	<0.05	<0.05	<0.05	<0.05	<0.05	<0.05	<0.05
Endrin	0.002	ug/L	<0.05	<0.05	<0.05	<0.05	<0.05	<0.05	<0.05	<0.05	<0.05	<0.05	<0.05	<0.05	<0.05	<0.05	<0.05	<0.05	<0.05
Endrin aldehyde	---	ug/L	<0.05	<0.05	<0.05	<0.05	<0.05	<0.05	<0.05	<0.05	<0.05	<0.05	<0.05	<0.05	<0.05	<0.05	<0.05	<0.05	<0.05
Endrin ketone	---	ug/L	<0.05	<0.05	<0.05	<0.05	<0.05	<0.05	<0.05	<0.05	<0.05	<0.05	<0.05	<0.05	<0.05	<0.05	<0.05	<0.05	<0.05
gamma-BHC	---	ug/L	<0.05	<0.05	<0.05	<0.05	<0.05	<0.05	<0.05	<0.05	<0.05	<0.05	<0.05	<0.05	<0.05	<0.05	<0.05	<0.05	<0.05
Heptachlor	0.0004	ug/L	<0.05	<0.05	<0.05	<0.05	<0.05	<0.05	<0.05	<0.05	<0.05	<0.05	<0.05	0.07	<0.05	<0.05	<0.05	<0.05	<0.05
Heptachlor epoxide	0.0002	ug/L	<0.05	<0.05	<0.05	<0.05	<0.05	<0.05	<0.05	<0.05	<0.05	<0.05	<0.05	<0.05	<0.05	<0.05	<0.05	<0.05	<0.05
Methoxychlor	0.04	ug/L	<0.05	<0.05	<0.05	<0.05	<0.05	<0.05	<0.05	<0.05	<0.05	<0.05	<0.05	0.09	<0.05	<0.05	<0.05	<0.05	<0.05
Toxaphene	0.003	ug/L	<0.5	<0.5	<0.5	<0.5	<0.5	<0.5	<0.5	<0.5	<0.5	<0.5	<0.5	<0.5	<0.5	<0.5	<0.5	<0.5	<0.5

Notes:

- ug/L Micrograms per liter
- (1) Non-TACO or provisional RO provided by the IEPA
- <5 Not detected at the method limit identified
- Constituent exceeds Class I Groundwater Standard

**TABLE 3-18  
GROUNDWATER ANALYTICAL RESULTS - PESTICIDES  
CHAMPAIGN MGP  
AMERENIP**

CONSTITUENT	Class I		UMW-120 9/16/2008	UMW-121 9/16/2008	UMW-300 9/18/2008	UMW-301 9/17/2008	UMW-302 9/16/2008	UMW-303 9/17/2008	UMW-303 D 9/17/2008	UMW-304 9/16/2008	UMW-305 9/16/2008	UMW-306 9/16/2008	UMW-307 9/16/2008
	Groundwater Standard	Units											
<b><u>Chlorinated Pesticides (8081A)</u></b>													
4,4'-DDD	0.014	ug/L	<0.05	<0.05	<0.05	<0.05	<0.05	<0.05	<0.05	<0.05	<0.05	<0.05	<0.05
4,4'-DDE	0.01	ug/L	<0.05	<0.05	<0.05	<0.05	<0.05	<0.05	<0.05	<0.05	<0.05	<0.05	<0.05
4,4'-DDT	0.006	ug/L	<0.05	<0.05	<0.05	<0.05	<0.05	<0.05	<0.05	<0.05	<0.05	<0.05	<0.05
Aldrin	0.014	ug/L	<0.05	<0.05	<0.05	<0.05	<0.05	<0.05	<0.05	<0.05	<0.05	<0.05	<0.05
alpha-BHC	0.00011	ug/L	<0.05	<0.05	<0.05	<0.05	<0.05	<0.05	<0.05	<0.05	<0.05	<0.05	<0.05
alpha-Chlordane	---	ug/L	<0.5	<0.5	<0.5	<0.5	<0.5	<0.5	<0.5	<0.5	<0.5	<0.5	<0.5
beta-BHC	---	ug/L	<0.05	<0.05	<0.05	<0.05	<0.05	<0.05	<0.05	<0.05	<0.05	<0.05	<0.05
delta-BHC	---	ug/L	<0.05	<0.05	<0.05	<0.05	<0.05	<0.05	<0.05	<0.05	<0.05	<0.05	<0.05
Dieldrin	0.009	ug/L	<0.05	<0.05	<0.05	<0.05	<0.05	<0.05	<0.05	<0.05	<0.05	<0.05	<0.05
Endosulfan I	0.042	ug/L	<0.05	<0.05	<0.05	<0.05	<0.05	<0.05	<0.05	<0.05	<0.05	<0.05	<0.05
Endosulfan II	---	ug/L	<0.05	<0.05	<0.05	<0.05	<0.05	<0.05	<0.05	<0.05	<0.05	<0.05	<0.05
Endosulfan sulfate	---	ug/L	<0.05	<0.05	<0.05	<0.05	<0.05	<0.05	<0.05	<0.05	<0.05	<0.05	<0.05
Endrin	0.002	ug/L	<0.05	<0.05	<0.05	<0.05	<0.05	<0.05	<0.05	<0.05	<0.05	<0.05	<0.05
Endrin aldehyde	---	ug/L	<0.05	<0.05	<0.05	<0.05	<0.05	<0.05	<0.05	<0.05	<0.05	<0.05	<0.05
Endrin ketone	---	ug/L	<0.05	<0.05	<0.05	<0.05	<0.05	<0.05	<0.05	<0.05	<0.05	<0.05	<0.05
gamma-BHC	---	ug/L	<0.05	<0.05	<0.05	<0.05	<0.05	<0.05	<0.05	<0.05	<0.05	<0.05	<0.05
Heptachlor	0.0004	ug/L	<0.05	<0.05	<0.05	<0.05	<0.05	<0.05	<0.05	<0.05	<0.05	<0.05	<0.05
Heptachlor epoxide	0.0002	ug/L	<0.05	<0.05	<0.05	<0.05	<0.05	<0.05	<0.05	<0.05	<0.05	<0.05	<0.05
Methoxychlor	0.04	ug/L	<0.05	<0.05	<0.05	<0.05	<0.05	<0.05	<0.05	<0.05	<0.05	<0.05	<0.05
Toxaphene	0.003	ug/L	<0.5	<0.5	<0.5	<0.5	<0.5	<0.5	<0.5	<0.5	<0.5	<0.5	<0.5

Notes:

- ug/L Micrograms per liter
- (1) Non-TACO or provisional RO provided by the IEPA
- <5 Not detected at the method limit identified
- Constituent exceeds Class I Groundwater Standard

**TABLE 3-19  
EVALUATION FOR SOIL SATURATION LIMITS  
CONSTITUENTS WITH MELTING POINTS LESS THAN 30 C  
CHAMPAIGN FORMER MGP SITE  
AMERENIP  
CHAMPAIGN, ILLINOIS**

Constituent	Soil Saturation Limit	Units	B-506	B-507	B-514
			7/22/2004 16.0-17.0	7/21/2004 18.0-19.0	7/22/2004 16.0-17.0
Ethylbenzene	400 <sup>(1)</sup>	mg/kg	122	141	797
Toluene	650 <sup>(1)</sup>	mg/kg	676	1540	266
Xylenes	320 <sup>(1)</sup>	mg/kg	549	1300	721

Notes:

- (1) Soil saturation limits from IAC 742, Appendix A, Table A  
 mg/kg Milligrams per kilogram.  
 797 Detected concentration exceeds the soil saturation  
 limit for that constituent.



**TABLE 3-20  
TOC SAMPLE SUMMARY  
CHAMPAIGN MGP SITE  
CHAMPAIGN, ILLINOIS  
AMERENIP**

<b>Location</b>	<b>Depth (Feet)</b>	<b>Soil Type</b>	<b>TOC (mg/kg) <sup>(1)</sup></b>	<b>Adjusted TOC (mg/kg) <sup>(2)</sup></b>
CHPH 200-01	1	fill	16,900	9,802
CHPH 201-01	1	fill	23,100	13,398
CHPH 202-01	1	fill (coal)	276,000	160,080
CHPH 203-01	1	fill (coal)	111,000	64,380
CHPH 200-02	5	Silty CLAY	2,230	1293.4
CHPH 201-02	9	CLAY	3,230	1873.4
CHPH 202-02	10	CLAY	1,650	957
CHPH 203-02	10	Silty CLAY	11,500	6,670
CHPH 200-03	14	Sandy CLAY	13,600	7,888
CHPH 201-03	15	CLAY	7,380	4,280.4
CHPH 202-03	15	CLAY	2,570	1,490.6
CHPH 203-03	15	Silty CLAY	3,010	1,745.8

Notes:

mg/kg - milligrams per kilogram

(1) - Total Organic Carbon by Method 415.1

(2) - Reported value multiplied by 0.58 as per IAC Section 742.215(b)(1)(B)

**TABLE 3-21  
SOIL ATTENUATION SOURCE EVALUATION  
CHAMPAIGN MGP SITE  
CHAMPAIGN, ILLINOIS  
AMERENIP**

<b>Location</b>	<b>Depth (Feet)</b>	<b>TPH (mg/kg)</b>	<b>TOC<sup>(1)</sup></b>	<b>TOC</b>
B-504-3	2-3	19,920	12.16	6000 <sup>(2)</sup>
TP-503-3	3	24,730	2,063.43	6000 <sup>(2)</sup>
TP-504-3	3	6,690	541.57	6000 <sup>(2)</sup>
TP-507-3.5	3.5	12,510	1,001.65	2,000 <sup>(2)</sup>
TP-508-4	4	28,610	3,011.84	2,000 <sup>(2)</sup>
B-516-5	4-5	5,410	145.95	2,000 <sup>(2)</sup>
B-505-6	5-6	31,110	6,106.50	2,000 <sup>(2)</sup>
B-553-6	5-6	---	3,360.16	2,000 <sup>(2)</sup>
B-504-7	6-7	---	7,371.70	2,000 <sup>(2)</sup>
B-515-7	6-7	---	2,233.98	2,000 <sup>(2)</sup>
TP-501-7	7	2,185	201.04	2,000 <sup>(2)</sup>
B-506-17	16-17	12,900	6,157.14	2,000 <sup>(2)</sup>
B-514-17	16-17	60,700	18,488.50	2,000 <sup>(2)</sup>
B-554-18	17-18	6,670	3,225.12	2,000 <sup>(2)</sup>
B-507-19	18-19	23,200	16,493.90	2,000 <sup>(2)</sup>
B-504-21	20-21	11,040	1,700.42	2,000 <sup>(2)</sup>
B-553-24	23-24	49,310	5,065.50	2,000 <sup>(2)</sup>

Notes:

TPH - Total petroleum hydrocarbons

mg/kg - milligrams per kilogram

<sup>(1)</sup> Sum of BTEX (8260B), PAHs (8270SIMS), VOCs (8260B) and SVOCs (8270C)

--- Analysis not performed on this sample.

<sup>(2)</sup> - Default value from IAC 742.215(b)(1)(A)

**TABLE 7-1  
PROJECT REMEDIATION OBJECTIVES  
FOR CONSTITUENTS OF CONCERN  
CHAMPAIGN MGP  
AMERENIP**

	<b>Tier 1 Remediation Objective</b>									
	<b><i>Ingestion</i></b>			<b><i>Inhalation</i></b>			<b><i>Indoor Inhalation</i></b>		<b>IEPA Accepted Background Levels</b>	<b>Project Remediation Objective</b>
	Residential	Commercial	Construction	Residential	Commercial	Construction	Residential	Commercial	MSA	
<b><i>Volatile Organic Compounds (mg/kg)</i></b>										
Benzene	12	100	2,300	0.80	1.6	2.2	0.069	0.51	---	0.069
Ethylbenzene	7,800	200,000	20,000	400	400	58.0	130	130	---	58
Toluene	16,000	410,000	410,000	650	650	42.0	240	240	---	42
Total Xylenes	16,000	410,000	41,000	410	320	5.6	63	100	---	5.6
Styrene	16,000	410,000	41,000	1,500	1,500	430	230	230	---	230
Acetone	7,800	200,000	200,000	100,000	100,000	10,000	100,000	100,000	---	7,800
Methylene Chloride	85	760	12,000	13	24	34	1.4	10	---	1.4
<b><i>Semivolatile Organic Compounds (mg/kg)</i></b>										
Acenaphthene	4,700	120,000	120,000	---	---	---	---	---	0.13	4,700
Acenaphthylene	2,300 <sup>(1)</sup>	61,000 <sup>(1)</sup>	61,000 <sup>(1)</sup>	---	---	---	---	---	0.07	2,300
Benzo(a)anthracene	0.9	8	170	---	---	---	---	---	1.8	1.80
Benzo(a)pyrene	0.09	0.8	17	---	---	---	---	---	2.1	2.1
Benzo(b)fluoranthene	0.9	8	170	---	---	---	---	---	2.1	2.1
Benzo(k)fluoranthene	9	78	1,700	---	---	---	---	---	1.7	9
Chrysene	88	780	17,000	---	---	---	---	---	2.7	88
Dibenzo(a,h)anthracene	0.09	0.8	17	---	---	---	---	---	0.42	0.42
Dibenzofuran	310 <sup>(1)</sup>	8,200 <sup>(1)</sup>	820 <sup>(1)</sup>	---	---	---	---	---	---	310
Fluorene	3,100	82,000	82,000	---	---	---	---	---	0.18	3,100
Indeno(1,2,3-cd)pyrene	0.9	8	170	---	---	---	---	---	1.6	1.6
Naphthalene	1,600	41,000	4,100	170	270	1.8	34	34	0.2	1.8
Phenanthrene	2,300 <sup>(1)</sup>	61,000 <sup>(1)</sup>	61,000 <sup>(1)</sup>	---	---	---	---	---	2.5	2,300
2-methylnaphthalene	2,300	61,000	61,000	---	---	---	83	83	0.14	83
<b><i>Metals (mg/kg)</i></b>										
Arsenic	13	13	61	750	1,200	25,000	---	---	13	13
Chromium	230	6,100	4,100	270	420	690	---	---	16.2	230
Lead	400	800	700	---	---	---	---	---	36	400
Mercury	23	610	61	10	16	0.1	0.45	0.45	0.06	0.1
<b><i>Inorganics (mg/kg)</i></b>										
Cyanide	1,600	41,000	4,100	---	---	---	---	---	0.51	1,600

Notes:

(1) Non-TACO or provisional RO provided by the IEPA

--- No remediation objective has been established by the IEPA for this constituent for exposure route

mg/kg Milligrams per kilogram

**TABLE 7-1  
PROJECT REMEDIATION OBJECTIVES  
FOR CONSTITUENTS OF CONCERN  
CHAMPAIGN MGP  
AMERENIP**

	<b>Tier 1 Remediation Objective</b>									
	<b><i>Ingestion</i></b>			<b><i>Inhalation</i></b>			<b><i>Indoor Inhalation</i></b>		<b>IEPA Accepted Background Levels</b>	<b>Project Remediation Objective</b>
	Residential	Commercial	Construction	Residential	Commercial	Construction	Residential	Commercial	MSA	
<b><i>Volatile Organic Compounds (mg/kg)</i></b>										
Benzene	12	100	2,300	0.80	1.6	2.2	0.069	0.51	---	0.069
Ethylbenzene	7,800	200,000	20,000	400	400	58.0	130	130	---	58
Toluene	16,000	410,000	410,000	650	650	42.0	240	240	---	42
Total Xylenes	16,000	410,000	41,000	410	320	5.6	63	100	---	5.6
Styrene	16,000	410,000	41,000	1,500	1,500	430	230	230	---	230
Acetone	7,800	200,000	200,000	100,000	100,000	10,000	100,000	100,000	---	7,800
Methylene Chloride	85	760	12,000	13	24	34	1.4	10		1.4
<b><i>Semivolatile Organic Compounds (mg/kg)</i></b>										
Acenaphthene	4,700	120,000	120,000	---	---	---	---	---	0.13	4,700
Acenaphthylene	2,300 <sup>(1)</sup>	61,000 <sup>(1)</sup>	61,000 <sup>(1)</sup>	---	---	---	---	---	0.07	2,300
Benzo(a)anthracene	0.9	8	170	---	---	---	---	---	1.8	0.90
Benzo(a)pyrene	0.09	0.8	17	---	---	---	---	---	2.1	0.09
Benzo(b)fluoranthene	0.9	8	170	---	---	---	---	---	2.1	0.9
Benzo(k)fluoranthene	9	78	1,700	---	---	---	---	---	1.7	9
Chrysene	88	780	17,000	---	---	---	---	---	2.7	88
Dibenzo(a,h)anthracene	0.09	0.8	17	---	---	---	---	---	0.42	0.09
Dibenzofuran	310 <sup>(1)</sup>	8,200 <sup>(1)</sup>	820 <sup>(1)</sup>	---	---	---	---	---	---	310
Fluorene	3,100	82,000	82,000	---	---	---	---	---	0.18	3,100
Indeno(1,2,3-cd)pyrene	0.9	8	170	---	---	---	---	---	1.6	0.9
Naphthalene	1,600	41,000	4,100	170	270	1.8	34	34	0.2	1.8
Phenanthrene	2,300 <sup>(1)</sup>	61,000 <sup>(1)</sup>	61,000 <sup>(1)</sup>	---	---	---	---	---	2.5	2,300
2-methylnaphthalene	2,300	61,000	61,000	---	---	---	83	83	0.14	83
<b><i>Metals (mg/kg)</i></b>										
Arsenic	13	13	61	750	1,200	25,000	---	---	13	13
Chromium	230	6,100	4,100	270	420	690	---	---	16.2	230
Lead	400	800	700	---	---	---	---	---	36	400
Mercury	23	610	61	10	16	0.1	0.45	0.45	0.06	0.1
<b><i>Inorganics (mg/kg)</i></b>										
Cyanide	1,600	41,000	4,100	---	---	---	---	---	0.51	1,600

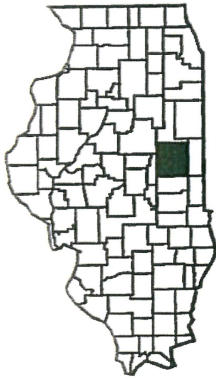
Notes:

(1) Non-TACO or provisional RO provided by the IEPA

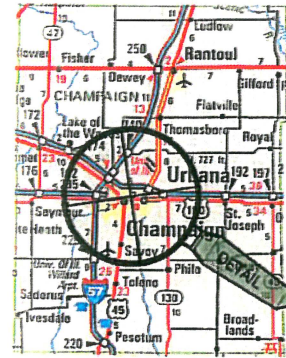
--- No remediation objective has been established by the IEPA for this constituent for exposure route

mg/kg Milligrams per kilogram

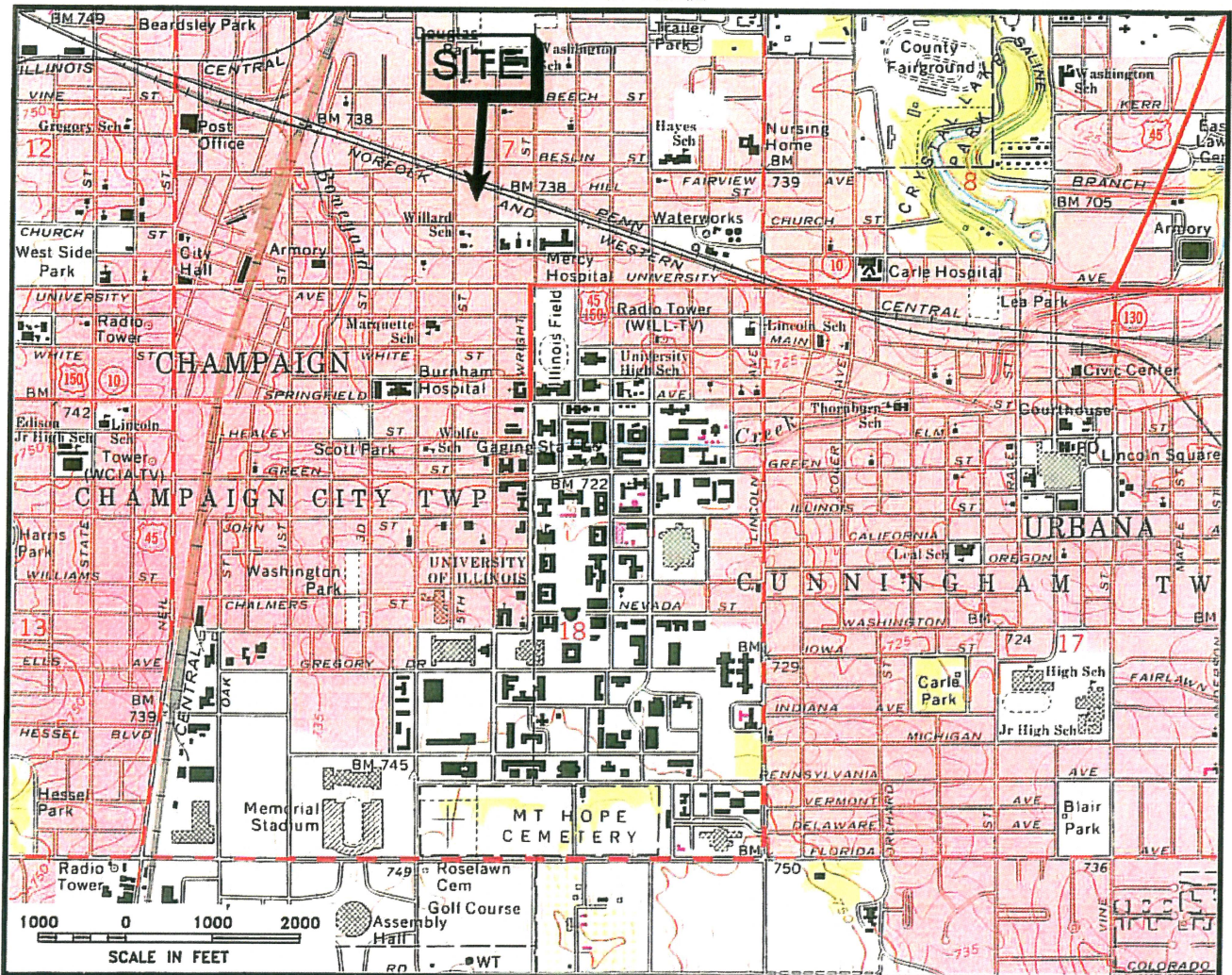
ILLINOIS



CHAMPAIGN COUNTY



AREA IN DETAIL



Modified from U.S. Geological Survey, Urbana, Illinois, quadrangle, Photorevised 1975.

SCALE IS VARIABLE



COL 624\00345E-001



TITLE:  
SITE LOCATION MAP

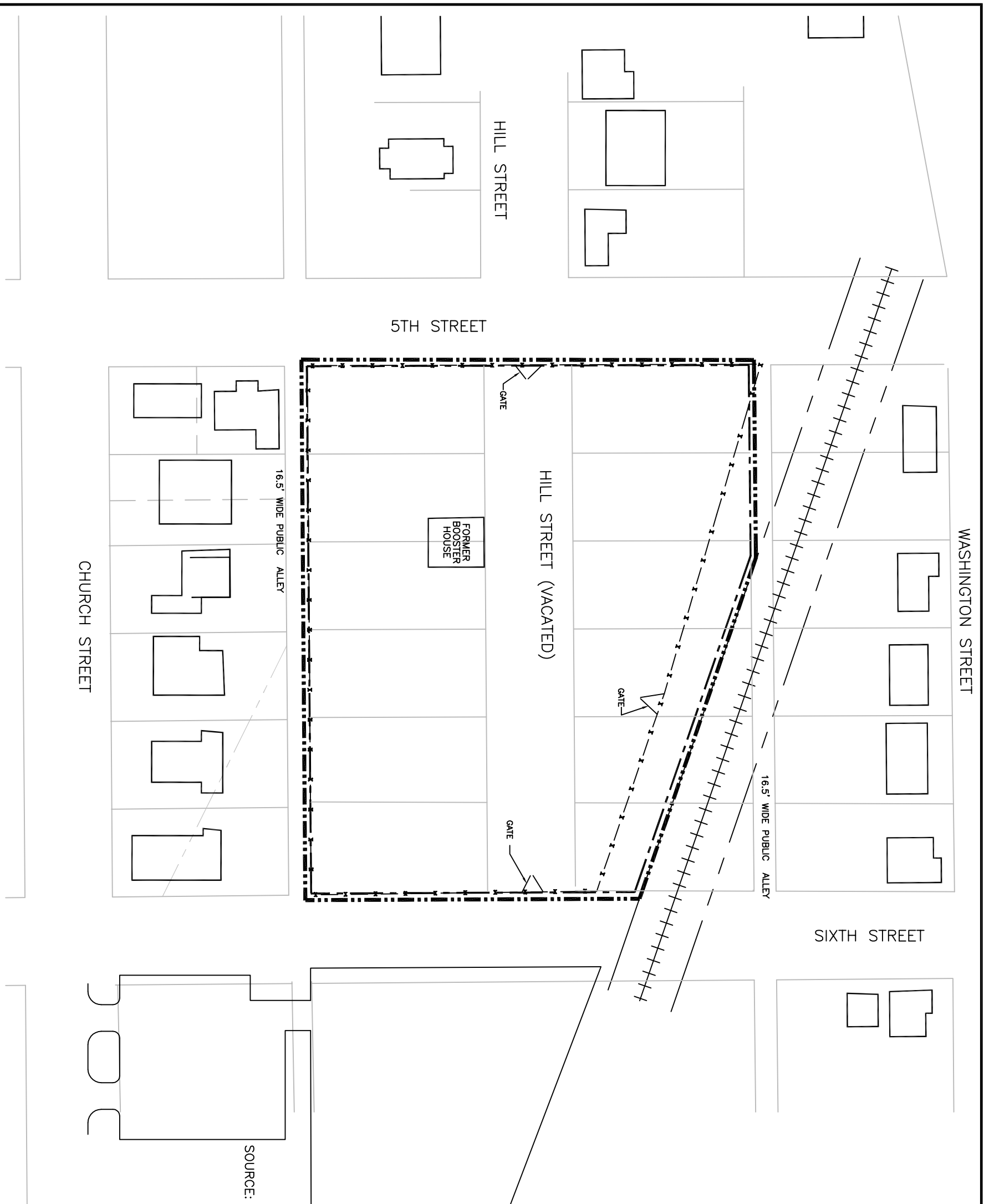
DWN: TMM	DES.: SPB
CHKD:	APPD:
DATE: 2/24/00	REV.: 0

PROJECT NO.: 62403053, AMEREN IP CHAMPAIGN, ILLINOIS
---

FIGURE 1-1

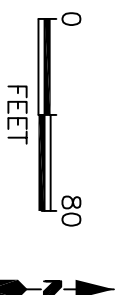


TITLE:  
SITE MAP



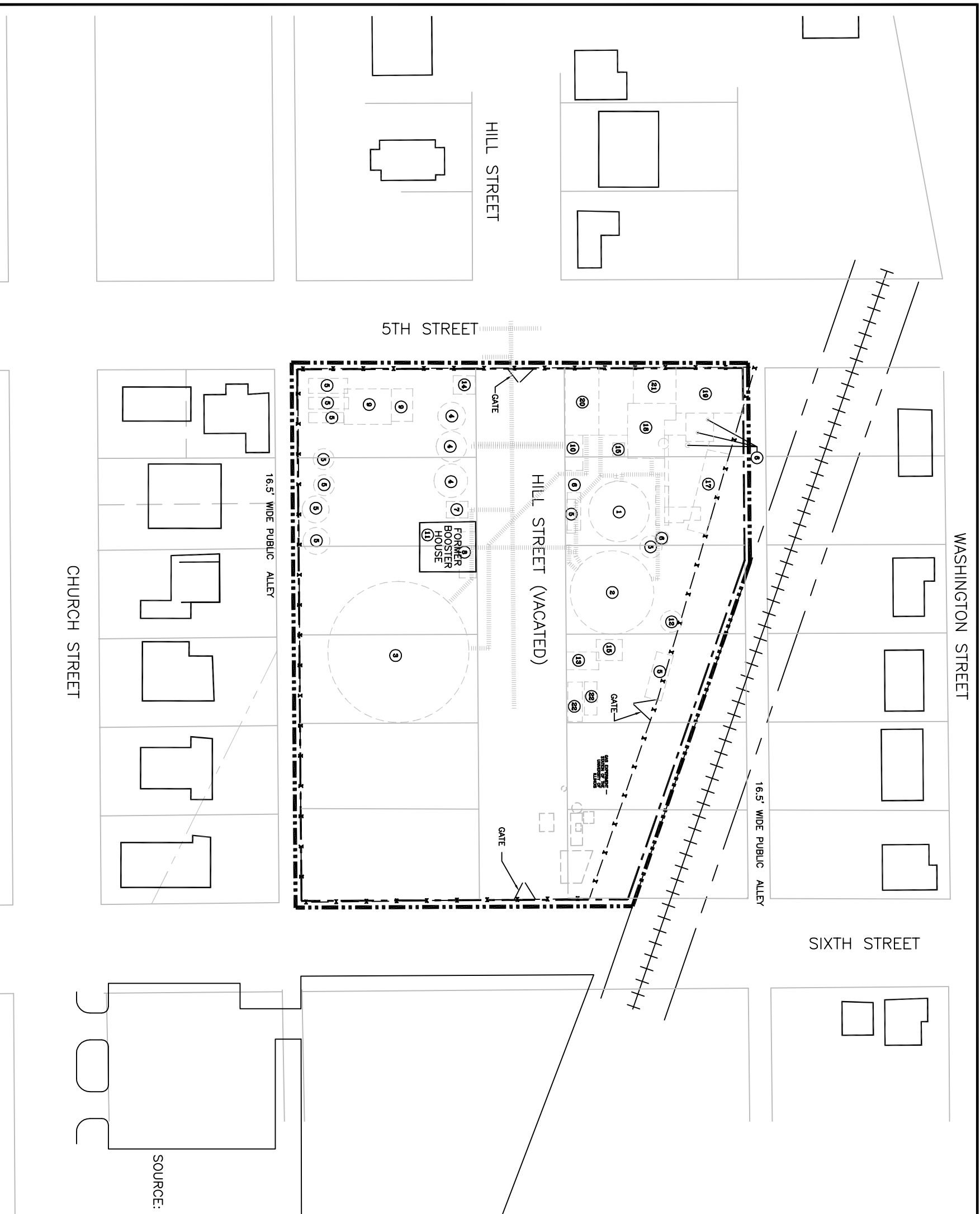
THE SOURCE FOR THE PROPERTY BOUNDARY SURVEY IS VEGZYN, SARVER AND ASSOCIATES.

SOURCE:



- LEGEND
- EXISTING STRUCTURES (APPROXIMATE)
  - - - CURRENT AMERENIP PROPERTY BOUNDARY
  - REMEDIATION SITE BOUNDARY
  - x - x - FENCE

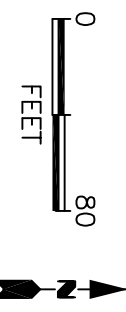
DWN:	TMM	DES:	MRC	PROJECT NO:	62403053
CHKD:		APPD:		AMERENIP	
DATE:	2/4/08	REV:		CHAMPAIGN, ILLINOIS	
					FIGURE 1-2



LEGEND

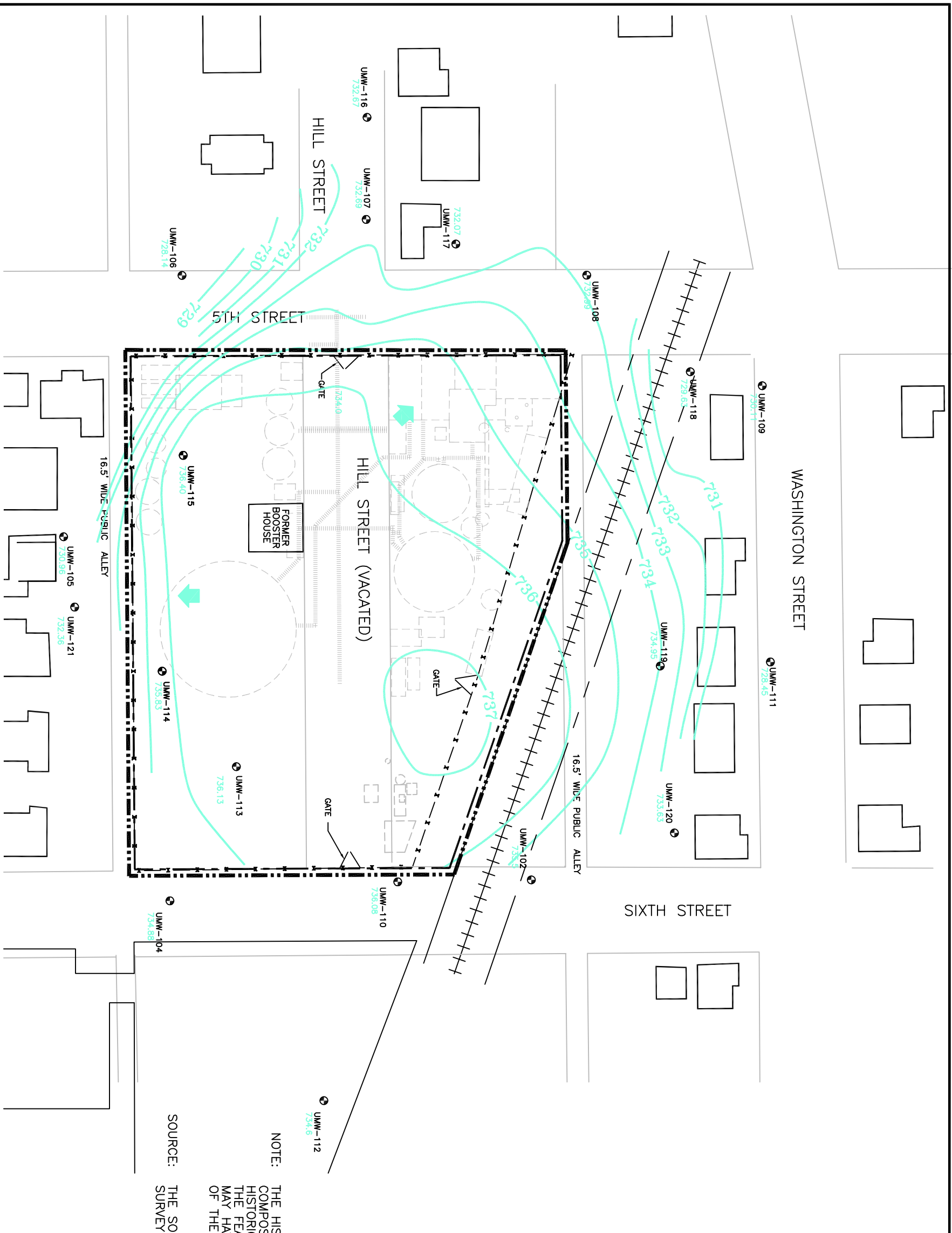
- HISTORICAL MANUFACTURED GAS PLANT STRUCTURES (APPROXIMATE)
- ..... FORMER GAS PLANT PIPING (APPROXIMATE)
- EXISTING STRUCTURES (APPROXIMATE)
- CURRENT AMERENIP PROPERTY BOUNDARY
- REMEDIATION SITE BOUNDARY
- x-x- FENCE
- ① GAS HOLDER GH-1
- ② GAS HOLDER GH-2
- ③ GAS HOLDER GH-3
- ④ PURIFIER
- ⑤ OIL TANK
- ⑥ TAR SEPARATOR
- ⑦ SCRUBBER
- ⑧ BOOSTER
- ⑨ METER SHOP
- ⑩ OFFICE
- ⑪ PUMP HOUSE
- ⑫ SETTLING TANK
- ⑬ PUMP HOUSE / DEHYDRATOR HOUSE
- ⑭ TOOL ROOM / OFFICE / GARAGE
- ⑮ CRUSHER HOUSE
- ⑯ WELL HOUSE
- ⑰ COAL SHED
- ⑱ WATER GAS ROOM
- ⑲ RETORTS
- ⑳ PURIFYING ROOM
- ㉑ CONDENSING ROOM
- ㉒ OIL TANK / TAR WELL
- ㉓ BOILER ROOM

THE SOURCE FOR THE PROPERTY BOUNDARY SURVEY IS VEGRZYN, SARVER AND ASSOCIATES.



TITLE: HISTORICAL MGP STRUCTURES

DWN:	TMM	DES:	MRC	PROJECT NO:	62403053
CHKD:		APPD:		AMERENIP	CHAMPAIGN, ILLINOIS
DATE:	06/26/08	REV:		FIGURE 2-1	

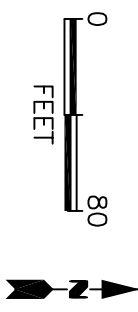


LEGEND

- HISTORICAL MANUFACTURED GAS PLANT STRUCTURES
- FORMER GAS PLANT PIPING
- — — — — EXISTING STRUCTURES (APPROXIMATE)
- — — — — CURRENT AMERENIP PROPERTY BOUNDARY
- x — x — REMEDIATION SITE BOUNDARY
- x — x — FENCE
- UMW-113 SHALLOW GROUNDWATER MONITORING WELLS (APPROXIMATELY 20') COMPLETED IN UPPER GLACIAL TILL
- 734.6 WATER TABLE ELEVATION (FEET)
- ↘ INTERPRETED FLOW DIRECTION

NOTE: THE HISTORICAL MANUFACTURED GAS PLANT STRUCTURES ARE A COMPOSITE FROM SANBORN FIRE INSURANCE MAPS AND HISTORICAL AMERENIP SITE PLANS. THE EXACT LOCATIONS OF THE FEATURES IS NOT KNOWN. STRUCTURES AND BUILDINGS MAY HAVE SERVED MULTIPLE PURPOSES DURING THE OPERATION OF THE PLANT.

SOURCE: THE SOURCE FOR THE PROPERTY BOUNDARY SURVEY IS VEGZYN, SARVER AND ASSOCIATES.

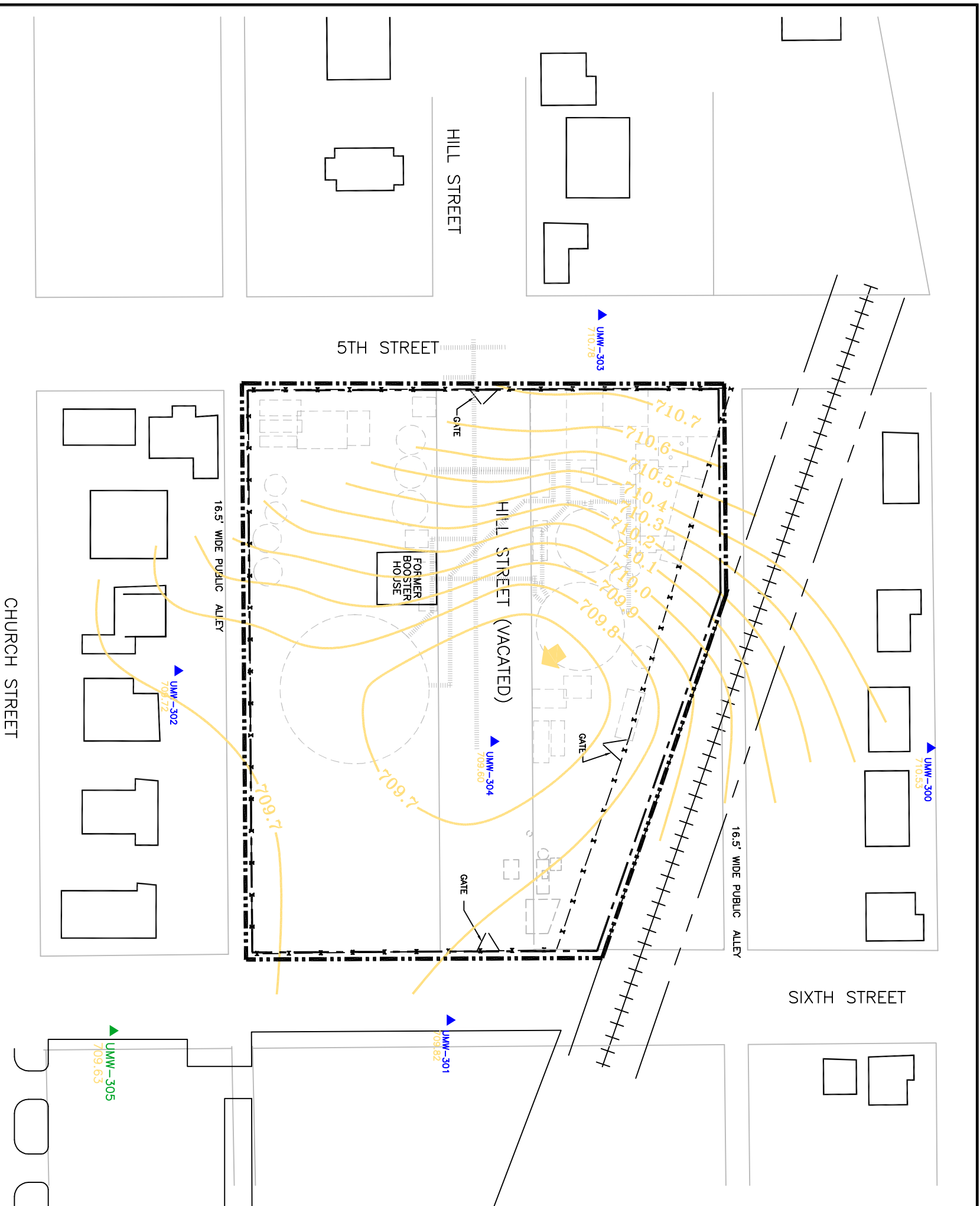


TITLE:  
GROUNDWATER ELEVATION CONTOUR  
SHALLOW GROUNDWATER SYSTEM  
SEPTEMBER 2008

DWN:	TMM	DES:	MRC	PROJECT NO:	62402647
CHKD:		APPD:		AMERENIP CHAMPAIGN, ILLINOIS	
DATE:	11/6/08	REV:		FIGURE 2-2	







**LEGEND**

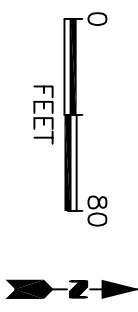
- HISTORICAL MANUFACTURED GAS PLANT STRUCTURES
- ..... FORMER GAS PLANT PIPING
- EXISTING STRUCTURES (APPROXIMATE)
- - - CURRENT AMERENIP PROPERTY BOUNDARY
- REMEDIATION SITE BOUNDARY
- x - x - FENCE
- ▲ UMW-301 INTERMEDIATE GROUNDWATER MONITORING WELLS (APPROXIMATELY 45')
- 734.6 WATER TABLE ELEVATION
- ↖ INTERPRETED FLOW DIRECTION

**NOTE:**

THE HISTORICAL MANUFACTURED GAS PLANT STRUCTURES ARE A COMPOSITE FROM SANBORN FIRE INSURANCE MAPS AND HISTORICAL AMERENIP SITE PLANS. THE EXACT LOCATIONS OF THE FEATURES IS NOT KNOWN. STRUCTURES AND BUILDINGS MAY HAVE SERVED MULTIPLE PURPOSES DURING THE OPERATION OF THE PLANT.

**SOURCE:**

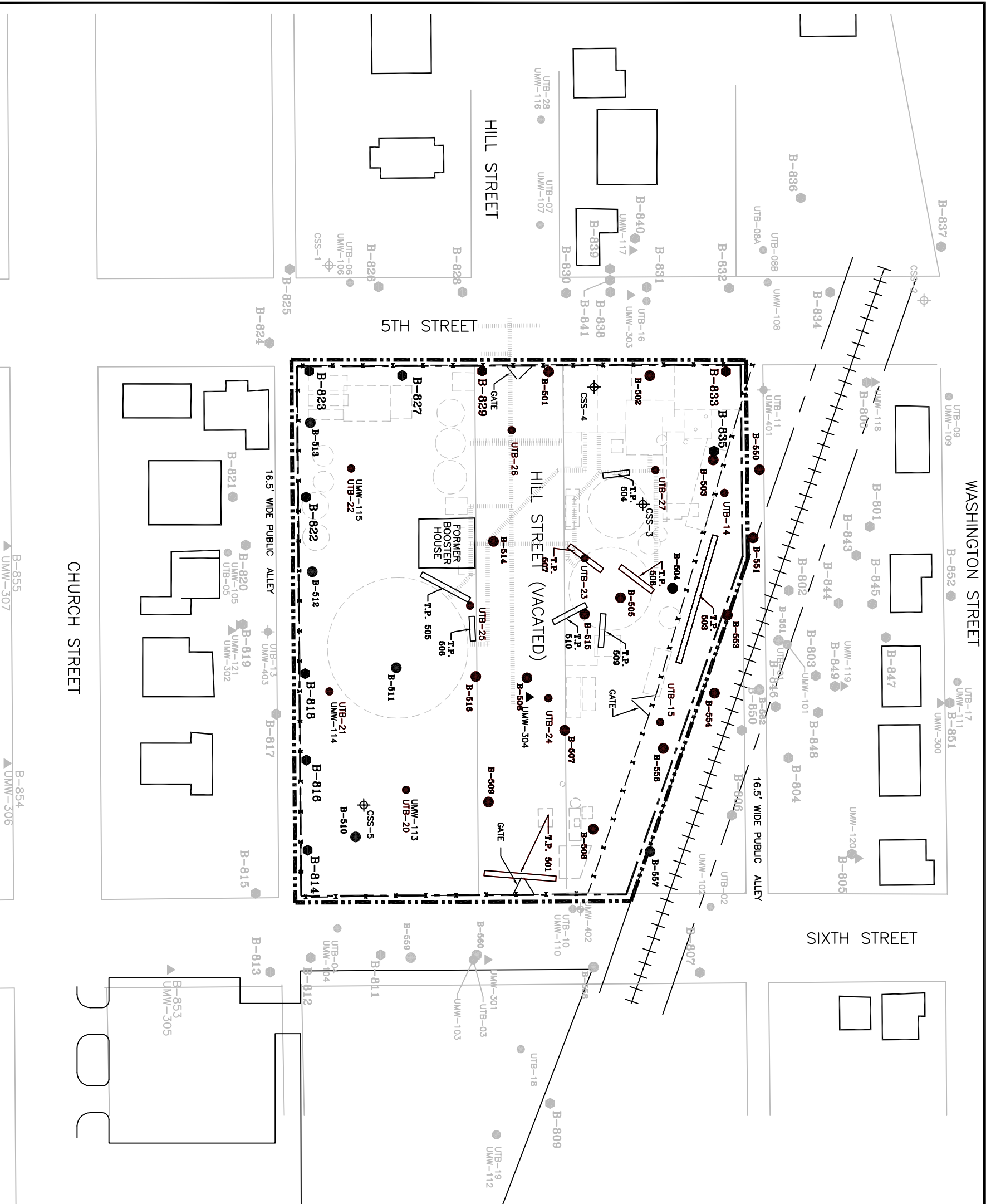
THE SOURCE FOR THE PROPERTY BOUNDARY SURVEY IS VEGZYN, SARVER AND ASSOCIATES.



**TITLE:**  
GROUNDWATER ELEVATION CONTOUR  
INTERMEDIATE GROUNDWATER SYSTEM  
SEPTEMBER 2008



DWN:	TMM	DES:	MRC	Project No:	62403053
CHKD:		APPD:		AMERENIP CHAMPAIGN, ILLINOIS	
DATE:	11/9/08	REV:		FIGURE 2-3	



**LEGEND**

- HISTORICAL MANUFACTURED GAS PLANT STRUCTURES (APPROXIMATE)
- - - FORMER GAS PLANT PIPING (APPROXIMATE)
- EXISTING STRUCTURES (APPROXIMATE)
- CURRENT AMERENIP PROPERTY BOUNDARY
- REMEDIATION SITE BOUNDARY
- x - x - FENCE
- ⊕ UMW-113 SHALLOW GROUNDWATER MONITORING WELLS (APPROXIMATELY 20') COMPLETED IN UPPER GLACIAL TILL (ACTIVELY MONITORED)
- ⊕ UMW-401 DEEP GROUNDWATER MONITORING WELLS (APPROXIMATELY 150') COMPLETED IN GLASFORD FORMATION
- ⊕ UMW-401 WELLS THAT HAVE BEEN ABANDONED
- ▲ UMW-300 INTERMEDIATE GROUNDWATER WELLS (45')
- B-800 OFF SITE INVESTIGATION BORING LOCATION (2008)
- B-558 CSI PROBEHOLE LOCATION AND NUMBER (2004)
- ▭ T.P. 506 CSI TEST PIT LOCATION AND NUMBER (2004)
- UWB-19 TEST BOREHOLE LOCATION (1990-1992)
- ⊕ CSS-3 SURFACE SOIL SAMPLE LOCATION
- B-800 EXCEEDANCE OF TIER 1 RO

NOTE: THE HISTORICAL MANUFACTURED GAS PLANT STRUCTURES ARE A COMPOSITE FROM SANBORN FIRE INSURANCE MAPS AND HISTORICAL AMERENIP SITE PLANS. THE EXACT LOCATIONS OF THE FEATURES ARE NOT KNOWN. STRUCTURES AND BUILDINGS MAY HAVE SERVED MULTIPLE PURPOSES DURING THE OPERATION OF THE PLANT.

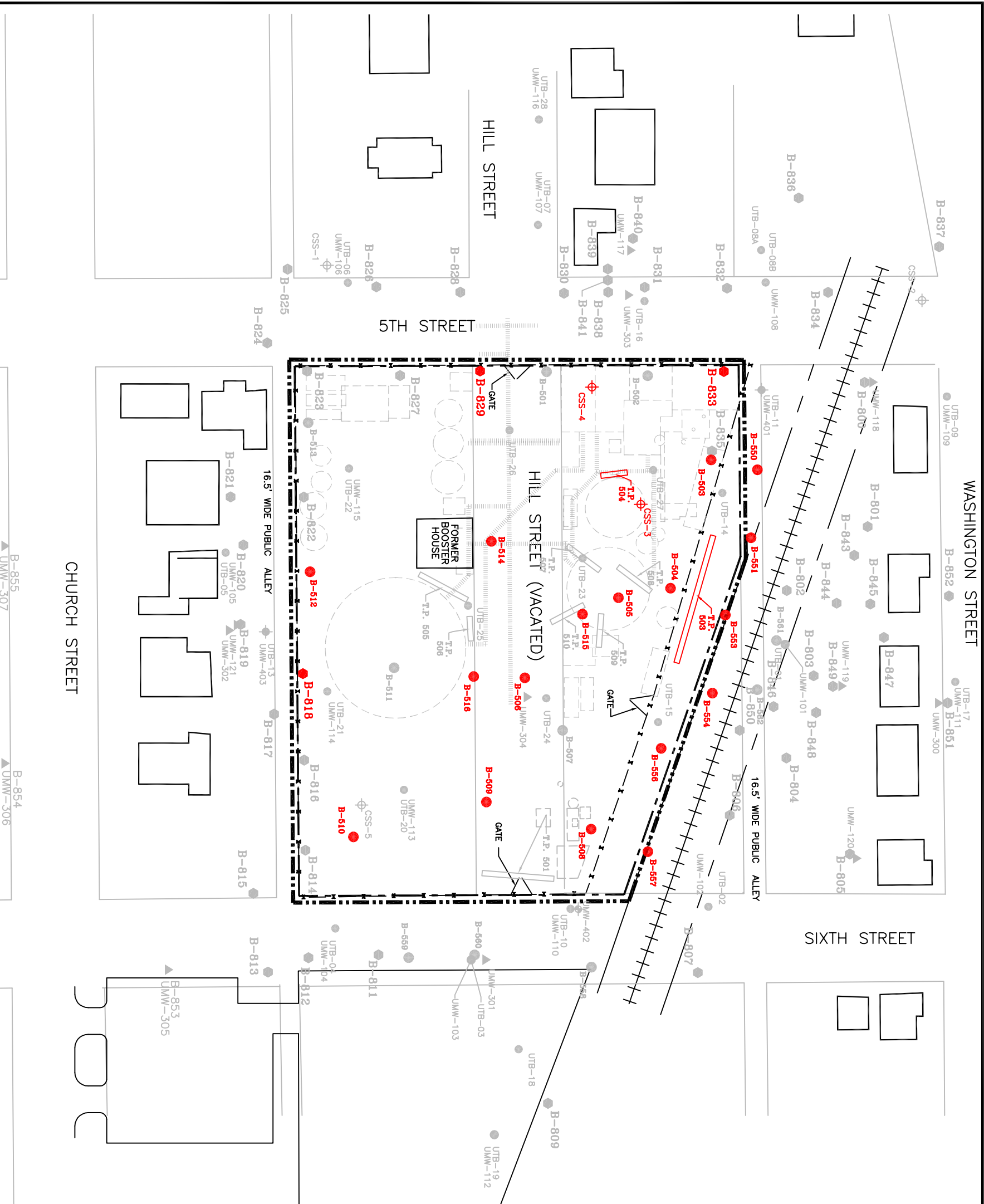
SOURCE: THE SOURCE FOR THE PROPERTY BOUNDARY SURVEY IS VEGZYN, SARVER AND ASSOCIATES.



TITLE: MONITORING WELL AND BORING LOCATIONS



DWN:	TMM	DES:	MRC	Project No:	62403053
CHKD:		APPD:		AMERENIP	CHAMPAIGN, ILLINOIS
DATE:	10/24/08	REV:		FIGURE 3-1	



**LEGEND**

- HISTORICAL MANUFACTURED GAS PLANT STRUCTURES (APPROXIMATE)
- - - FORMER GAS PLANT PIPING (APPROXIMATE)
- EXISTING STRUCTURES (APPROXIMATE)
- CURRENT AMERENIP PROPERTY BOUNDARY
- REMEDIATION SITE BOUNDARY
- x - x - FENCE
- ⊕ UMW-113 SHALLOW GROUNDWATER MONITORING WELLS (APPROXIMATELY 20') COMPLETED IN UPPER GLACIAL TILL (ACTIVELY MONITORED)
- ⊕ UMW-401 DEEP GROUNDWATER MONITORING WELLS (APPROXIMATELY 150') COMPLETED IN GLASFORD FORMATION
- ⊕ UMW-401 WELLS THAT HAVE BEEN ABANDONED
- ▲ UMW-300 INTERMEDIATE GROUNDWATER WELLS (45')
- B-800 OFF SITE INVESTIGATION BORING LOCATION (2008)
- B-558 CSI PROBEHOLE LOCATION AND NUMBER (2004)
- ▭ T.P. 506 CSI TEST PIT LOCATION AND NUMBER (2004)
- UTB-19 TEST BOREHOLE LOCATION (1990-1992)
- ⊕ CSS-3 SURFACE SOIL SAMPLE LOCATION
- B-800 EXCEEDANCE OF TIER 1 RO

NOTE: THE HISTORICAL MANUFACTURED GAS PLANT STRUCTURES ARE A COMPOSITE FROM SANBORN FIRE INSURANCE MAPS AND HISTORICAL AMERENIP SITE PLANS. THE EXACT LOCATIONS OF THE FEATURES ARE NOT KNOWN. STRUCTURES AND BUILDINGS MAY HAVE SERVED MULTIPLE PURPOSES DURING THE OPERATION OF THE PLANT.

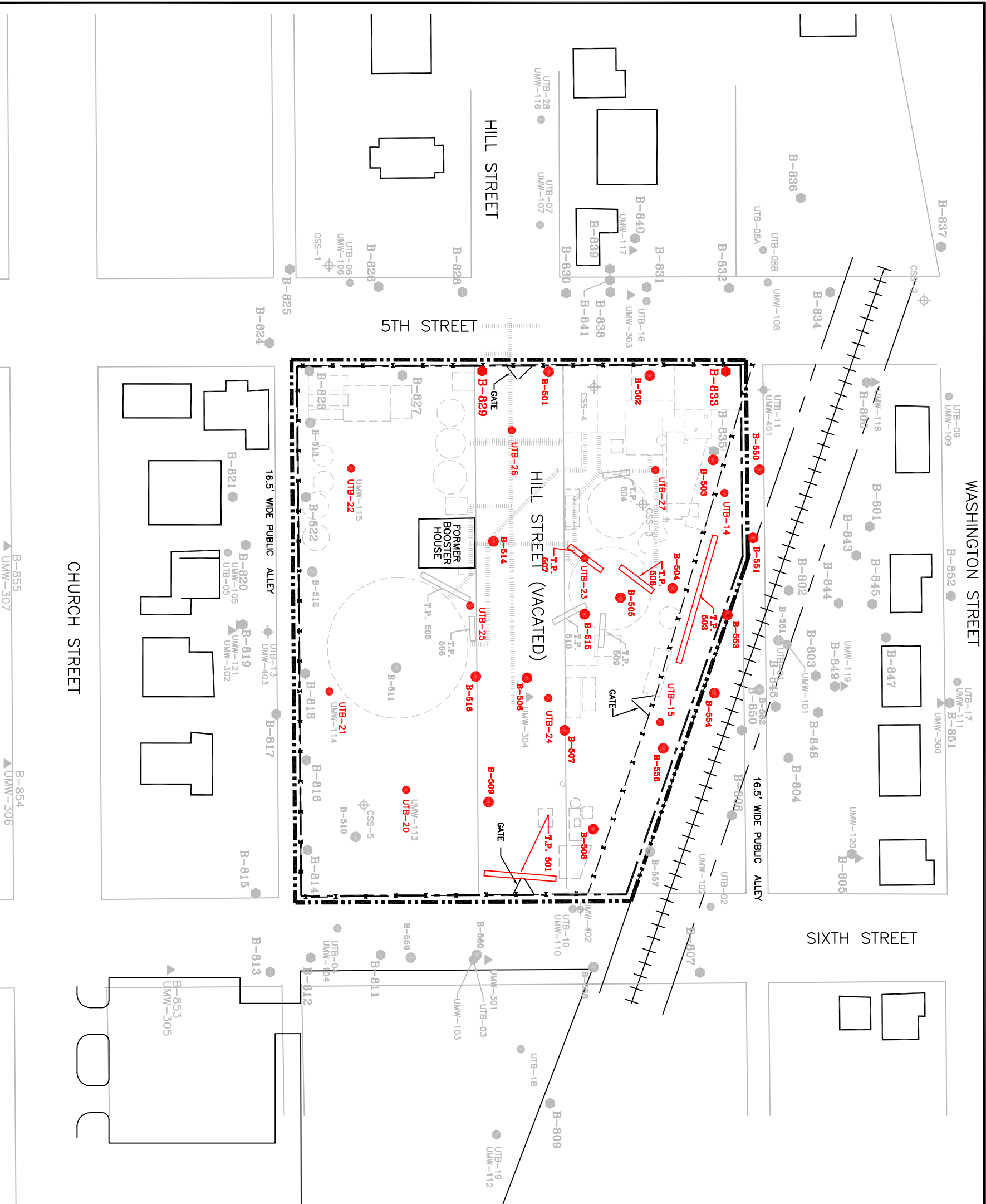
SOURCE: THE SOURCE FOR THE PROPERTY BOUNDARY SURVEY IS VEGZYN, SARVER AND ASSOCIATES.



TITLE:  
**EXCEEDANCE OF TIER 1 REMEDIATION OBJECTIVES FOR SOIL BTEX & PAH CONSTITUENTS 0-3 FOOT DEPTH INTERVAL**



DWN: TMM	DES: MRC	Project No: 62403053
CHKD:	APPD:	AMERENIP CHAMPAIGN, ILLINOIS
DATE: 10/24/08	REV:	FIGURE 3-2



**LEGEND**

- HISTORICAL MANUFACTURED GAS PLANT STRUCTURES (APPROXIMATE)
- - - FORMER GAS PLANT PIPING (APPROXIMATE)
- EXISTING STRUCTURES (APPROXIMATE)
- CURRENT AMERENIP PROPERTY BOUNDARY
- REMEDIATION SITE BOUNDARY
- x - x - FENCE
- ⊕ UMW-113 SHALLOW GROUNDWATER MONITORING WELLS (APPROXIMATELY 20') COMPLETED IN UPPER GLACIAL TILL (ACTIVELY MONITORED)
- ⊕ UMW-401 DEEP GROUNDWATER MONITORING WELLS (APPROXIMATELY 150') COMPLETED IN GLASFORD FORMATION
- ⊕ UMW-401 WELLS THAT HAVE BEEN ABANDONED
- ▲ UMW-300 INTERMEDIATE GROUNDWATER WELLS (45')
- B-800 OFF SITE INVESTIGATION BORING LOCATION (2008)
- B-558 CSI PROBEHOLE LOCATION AND NUMBER (2004)
- ⊕ T.P. 506 CSI TEST PIT LOCATION AND NUMBER (2004)
- UTB-19 TEST BOREHOLE LOCATION (1990-1992)
- ⊕ CSS-3 SURFACE SOIL SAMPLE LOCATION
- B-800 EXCEEDANCE OF TIER 1 RO

**NOTE:** THE HISTORICAL MANUFACTURED GAS PLANT STRUCTURES ARE A COMPOSITE FROM SANBORN FIRE INSURANCE MAPS AND HISTORICAL AMERENIP SITE PLANS. THE EXACT LOCATIONS OF THE FEATURES ARE NOT KNOWN. STRUCTURES AND BUILDINGS MAY HAVE SERVED MULTIPLE PURPOSES DURING THE OPERATION OF THE PLANT.

**SOURCE:** THE SOURCE FOR THE PROPERTY BOUNDARY SURVEY IS VEGZYN, SARVER AND ASSOCIATES.

**DMW:** TMM      **DES:** MRC

**CHKD:**      **APPD:**      **PROJECT NO:** 62403053

**DATE:** 10/24/08      **REV:**      **AMERENIP CHAMPAIGN, ILLINOIS**

**FIGURE 3-3**

0 80 FEET



**TITLE:**  
 EXCEEDANCE OF TIER 1 REMEDIATION OBJECTIVES  
 FOR SOIL BTEX & PAH CONSTITUENTS  
 3-10 FOOT DEPTH INTERVAL

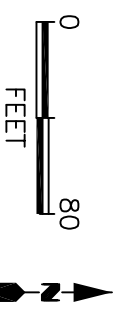


LEGEND

- HISTORICAL MANUFACTURED GAS PLANT STRUCTURES (APPROXIMATE)
- - - FORMER GAS PLANT PIPING (APPROXIMATE)
- EXISTING STRUCTURES (APPROXIMATE)
- CURRENT AMERENIP PROPERTY BOUNDARY
- REMEDIATION SITE BOUNDARY
- x - x - FENCE
- ⊕ UMW-113 SHALLOW GROUNDWATER MONITORING WELLS (APPROXIMATELY 20') COMPLETED IN UPPER GLACIAL TILL (ACTIVELY MONITORED)
- ⊕ UMW-401 DEEP GROUNDWATER MONITORING WELLS (APPROXIMATELY 150') COMPLETED IN GLASFORD FORMATION
- ⊕ UMW-401 WELLS THAT HAVE BEEN ABANDONED
- ▲ UMW-300 INTERMEDIATE GROUNDWATER WELLS (45')
- B-800 OFF SITE INVESTIGATION BORING LOCATION (2008)
- ▭ T.P. 506 CSI PROBEHOLE LOCATION AND NUMBER (2004)
- UWB-19 CSI TEST PIT LOCATION AND NUMBER (2004)
- ⊕ CSS-3 TEST BOREHOLE LOCATION (1990-1992)
- B-800 SURFACE SOIL SAMPLE LOCATION
- B-800 EXCEEDANCE OF TIER 1 RO

NOTE: THE HISTORICAL MANUFACTURED GAS PLANT STRUCTURES ARE A COMPOSITE FROM SANBORN FIRE INSURANCE MAPS AND HISTORICAL AMERENIP SITE PLANS. THE EXACT LOCATIONS OF THE FEATURES ARE NOT KNOWN. STRUCTURES AND BUILDINGS MAY HAVE SERVED MULTIPLE PURPOSES DURING THE OPERATION OF THE PLANT.

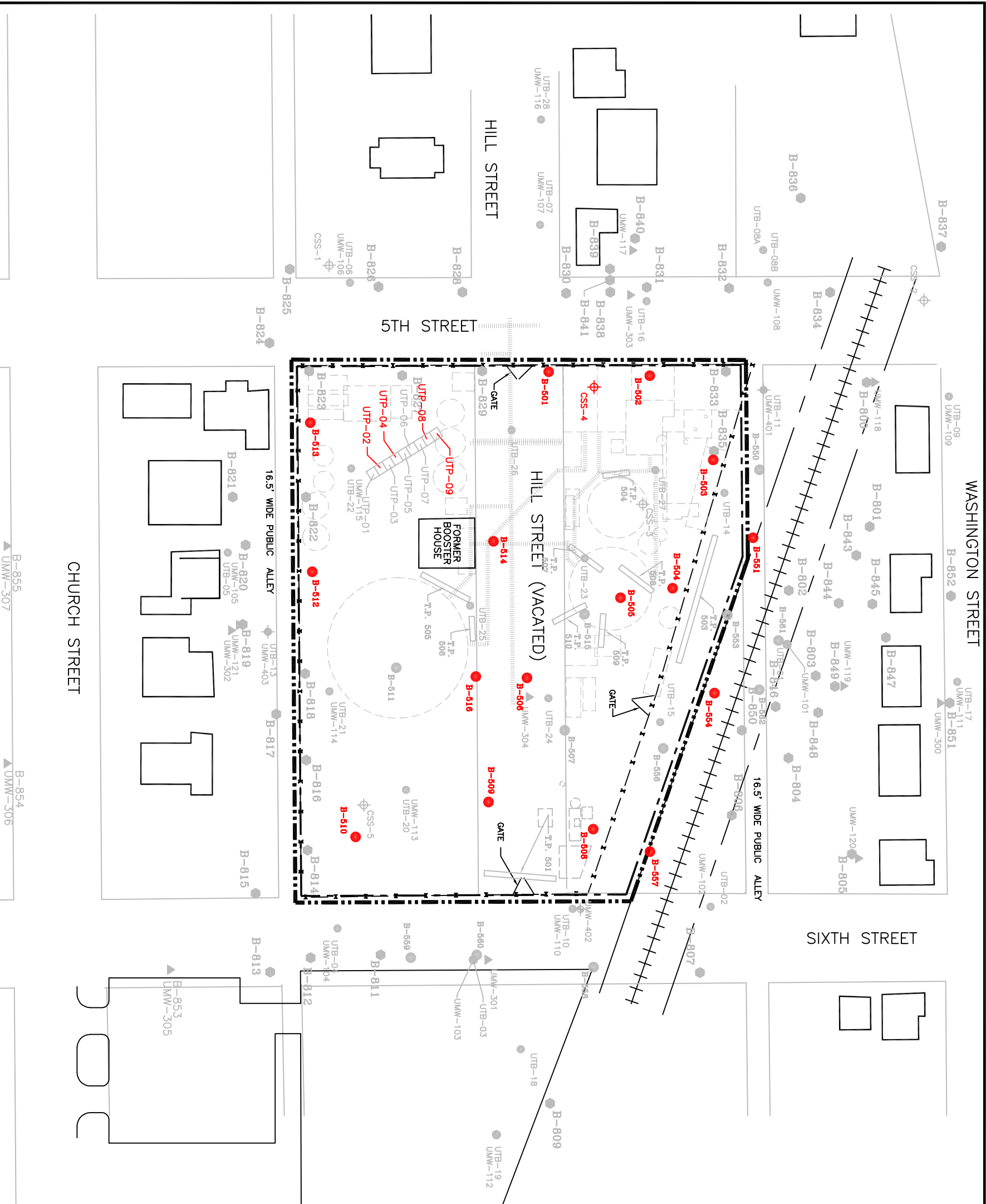
SOURCE: THE SOURCE FOR THE PROPERTY BOUNDARY SURVEY IS VEGZYN, SARVER AND ASSOCIATES.



TITLE:  
**EXCEEDANCE OF TIER 1 REMEDIATION OBJECTIVES FOR SOIL BTEX & PAH CONSTITUENTS GREATER THAN 10 FEET**



DWN:	TMM	DES:	MRC	Project No:	62403053
CHKD:		APPD:		AMERENIP	CHAMPAIGN, ILLINOIS
DATE:	10/24/08	REV:		FIGURE	3-4

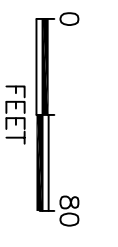


**LEGEND**

- HISTORICAL MANUFACTURED GAS PLANT STRUCTURES (APPROXIMATE)
- - - FORMER GAS PLANT PIPING (APPROXIMATE)
- EXISTING STRUCTURES (APPROXIMATE)
- CURRENT AMERENIP PROPERTY BOUNDARY
- REMEDIATION SITE BOUNDARY
- x - x - FENCE
- ⊕ UMW-113 SHALLOW GROUNDWATER MONITORING WELLS (APPROXIMATELY 20') COMPLETED IN UPPER GLACIAL TILL (ACTIVELY MONITORED)
- ⊕ UMW-401 DEEP GROUNDWATER MONITORING WELLS (APPROXIMATELY 150') COMPLETED IN GLASFORD FORMATION
- ⊕ UMW-401 WELLS THAT HAVE BEEN ABANDONED
- ▲ UMW-300 INTERMEDIATE GROUNDWATER WELLS (45')
- B-800 OFF SITE INVESTIGATION BORING LOCATION (2008)
- ▭ T.P. 506 CSI PROBEHOLE LOCATION AND NUMBER (2004)
- UTB-19 CSI TEST PIT LOCATION AND NUMBER (2004)
- ⊕ CSS-3 TEST BOREHOLE LOCATION (1990-1992)
- B-800 SURFACE SOIL SAMPLE LOCATION
- B-800 EXCEEDANCE OF TIER 1 RO

NOTE: THE HISTORICAL MANUFACTURED GAS PLANT STRUCTURES ARE A COMPOSITE FROM SANBORN FIRE INSURANCE MAPS AND HISTORICAL AMERENIP SITE PLANS. THE EXACT LOCATIONS OF THE FEATURES ARE NOT KNOWN. STRUCTURES AND BUILDINGS MAY HAVE SERVED MULTIPLE PURPOSES DURING THE OPERATION OF THE PLANT.

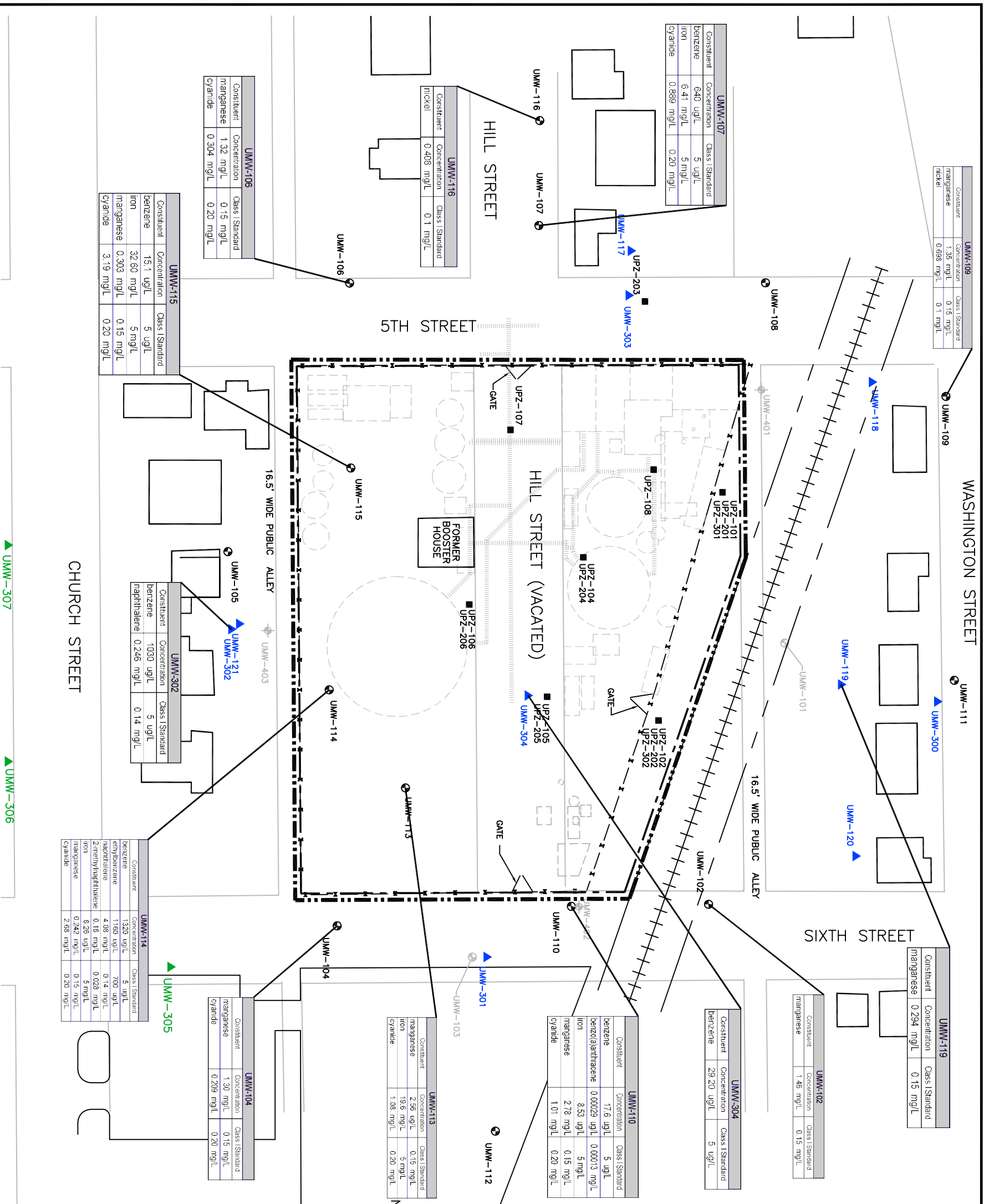
SOURCE: THE SOURCE FOR THE PROPERTY BOUNDARY SURVEY IS VEGZYN, SARVER AND ASSOCIATES.



**TITLE:**  
 EXCEEDANCE OF TIER 1 REMEDIATION OBJECTIVES  
 FOR METALS AND CYANIDE  
 0-3 FOOT DEPTH INTERVAL



DWN:	TMM	DES:	MRC	Project No:	62403053
CHKD:		APPD:		AMERENIP	CHAMPAIGN, ILLINOIS
DATE:	10/24/08	REV:		FIGURE 3-5	

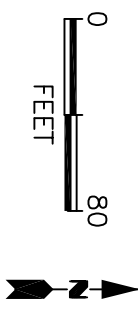


NOTE:

- ◉ UMW-113 SHALLOW GROUNDWATER MONITORING WELLS (APPROXIMATELY 20') COMPLETED IN UPPER GLACIAL TILL (ACTIVELY MONITORED)
- ◉ UMW-102, ◉ UPZ-202, ◉ UPZ-302 NESTED PIEZOMETERS (SHALLOW 5' TO 10', MEDIUM 20' TO 25', AND DEEP 30' TO 35') COMPLETED IN GLACIAL TILL
- ◉ UMW-401 DEEP GROUNDWATER MONITORING WELLS (APPROXIMATELY 150') COMPLETED IN GLACIFORD FORMATION
- ◉ UMW-401 WELLS THAT HAVE BEEN ABANDONED
- ◉ UMW-118 NEW WELL LOCATIONS (ACTIVELY MONITORED)

SOURCE: THE SOURCE FOR THE PROPERTY BOUNDARY SURVEY IS VEGZYN, SARVER AND ASSOCIATES.

THE HISTORICAL MANUFACTURED GAS PLANT STRUCTURES ARE A COMPOSITE FROM SANBORN FIRE INSURANCE MAPS AND HISTORICAL AMERENIP SITE PLANS. THE EXACT LOCATIONS OF THE FEATURES ARE NOT KNOWN. STRUCTURES AND BUILDINGS MAY HAVE SERVED MULTIPLE PURPOSES DURING THE OPERATION OF THE PLANT.



TITLE: EXCEEDANCE OF CLASS I GROUNDWATER STANDARDS  
SEPTEMBER 2008



DWN: TMM	DES: MRC	PROJECT NO: 62403053
CHKD:	APPD:	AMERENIP CHAMPAGN, ILLINOIS
DATE: 11/17/08	REV:	FIGURE 4-1