



Log in and User Guide Renewables Portal

Renewables Portal Community Solar, also known as Aggregated Net Metering, allows customers to use the output of offsite generation to reduce billed usage at their homes or businesses. Participating customers/subscribers contract with the generator owners for a subscription entitling them to the output of a certain portion of a generator. These subscriptions are portable (can be used anywhere in Ameren Illinois territory) and transferrable (subscriptions can be sold or given to other participants). The terms and conditions associated with the sale and transfer of subscriptions are between the generator owner and the subscriber.

Subscribers must authorize the generator owner to enroll them in Ameren Illinois net metering service. Ameren Illinois may ask subscribers for their authorization to release information about their usage and billing to the generator owner.

Table of Contents

Renewables Portal

Ameren Illinois Home Page	2
Renewables Resource Center Landing Page	2
Information for Developers of Renewable Energy	3
Renewables Portal Login Page	3
First Time User Login Page	4

Owner Dashboard 5

Users	5
Add User	6
Deactivate User	7
Edit User or Reset User Password	7
User Profile	8

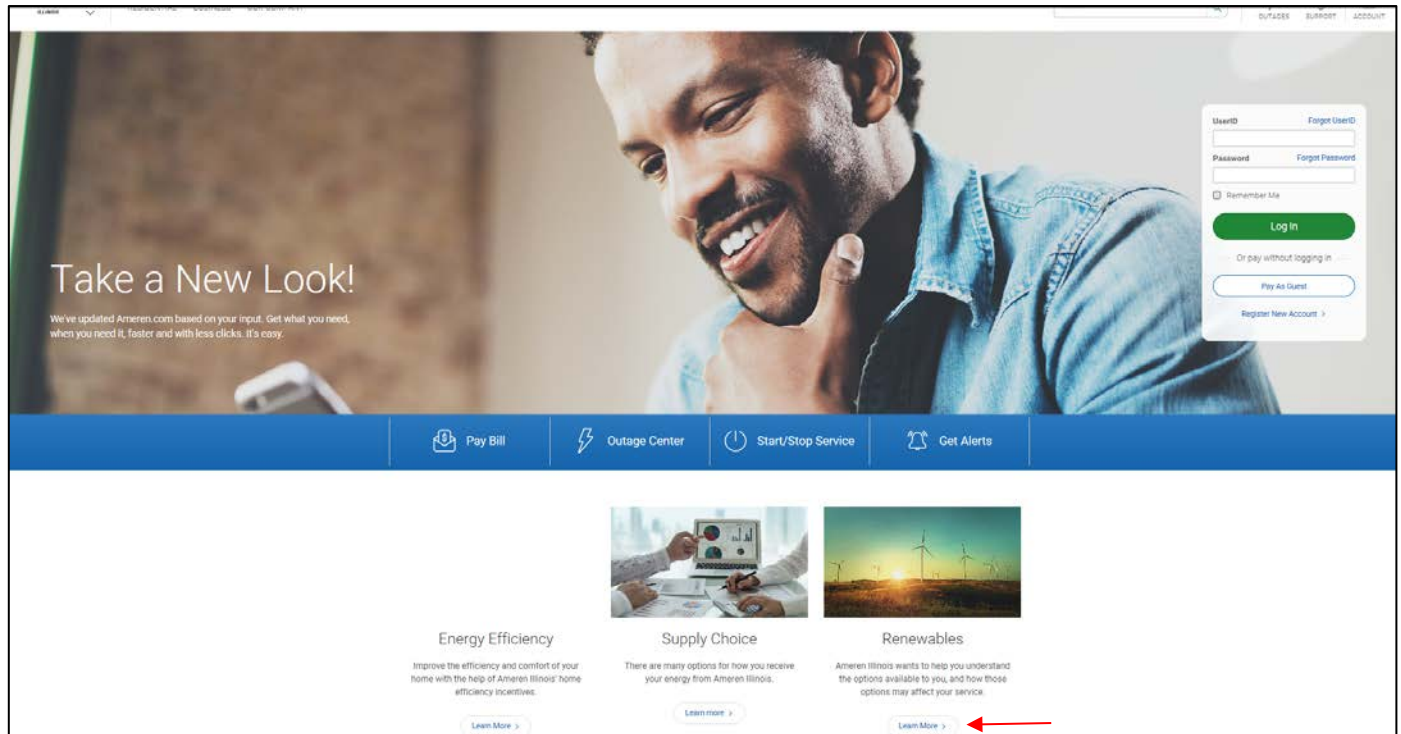
Forgot Password 9-11

Contact Information 12

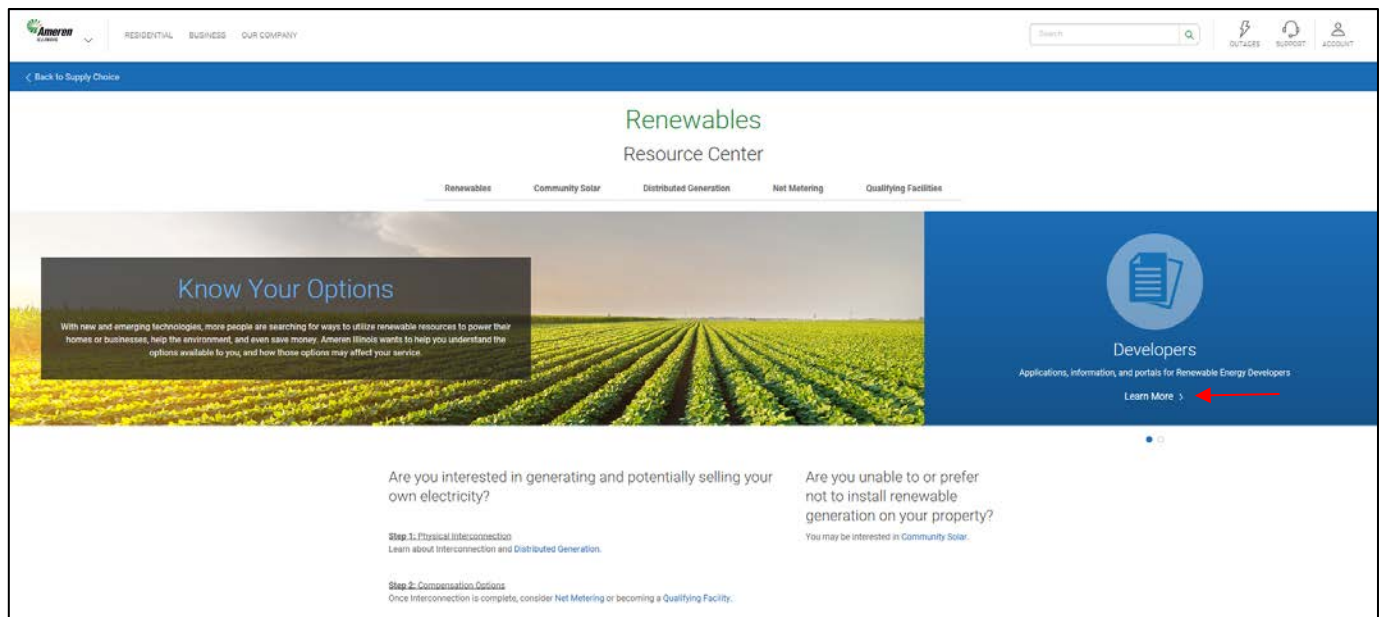
Log in and User Guide Renewables Portal

To gain access to the Renewables Portal

1. Go to the Ameren Illinois website at www.AmerenIllinois.com
2. Select Learn More under Renewables



3. Select Learn More under “Developers”

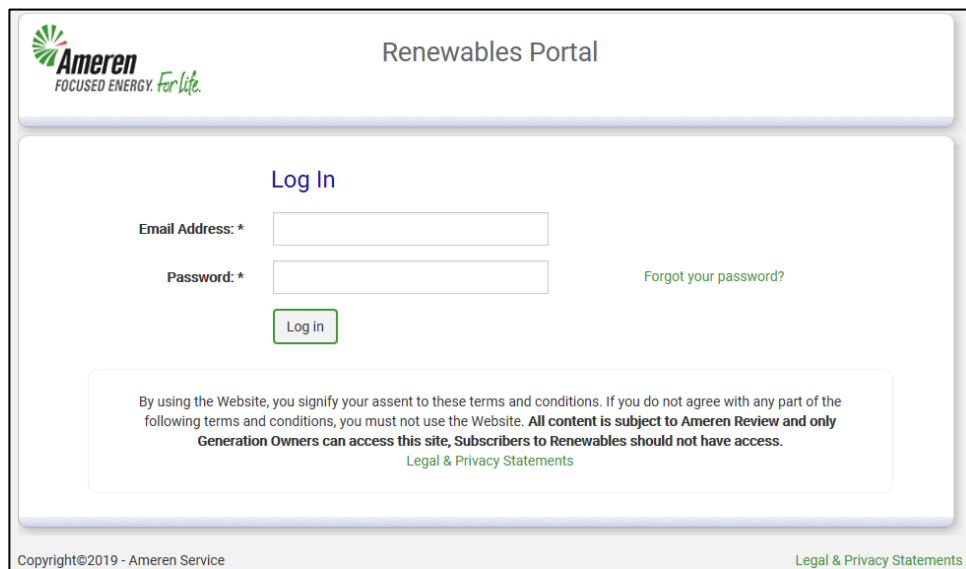


Log in and User Guide Renewables Portal

4. Select "Renewables Portal"



Enter your email address and temporary password provided in the email you received from DoNotReply@ameren.com.



The screenshot shows the 'Renewables Portal' login page. The page has a header with the Ameren logo and the text 'Renewables Portal'. Below the header is a 'Log In' section with two input fields: 'Email Address: *' and 'Password: *'. A 'Log in' button is located below the password field. To the right of the password field is a link that says 'Forgot your password?'. Below the login fields is a disclaimer box that reads: 'By using the Website, you signify your assent to these terms and conditions. If you do not agree with any part of the following terms and conditions, you must not use the Website. **All content is subject to Ameren Review and only Generation Owners can access this site, Subscribers to Renewables should not have access.** [Legal & Privacy Statements](#)'. At the bottom of the page, there is a copyright notice: 'Copyright©2019 - Ameren Service' and a link to 'Legal & Privacy Statements'.



Log in and User Guide Renewables Portal

For a first time user, after successful log in, the “First Time Login” page will display allowing you to set a permanent password and a secret question/answer for security purposes. Please pay close attention to the rules provided when creating a password.

Ameren
ILLINOIS

Renewables Portal

First Time Login

Welcome to Community Solar Portal!

Please create a new password and select a security question & answer to complete your User Profile.

New Password: *

Confirm Password: *

Security Question: *

Security Answer: *

Password

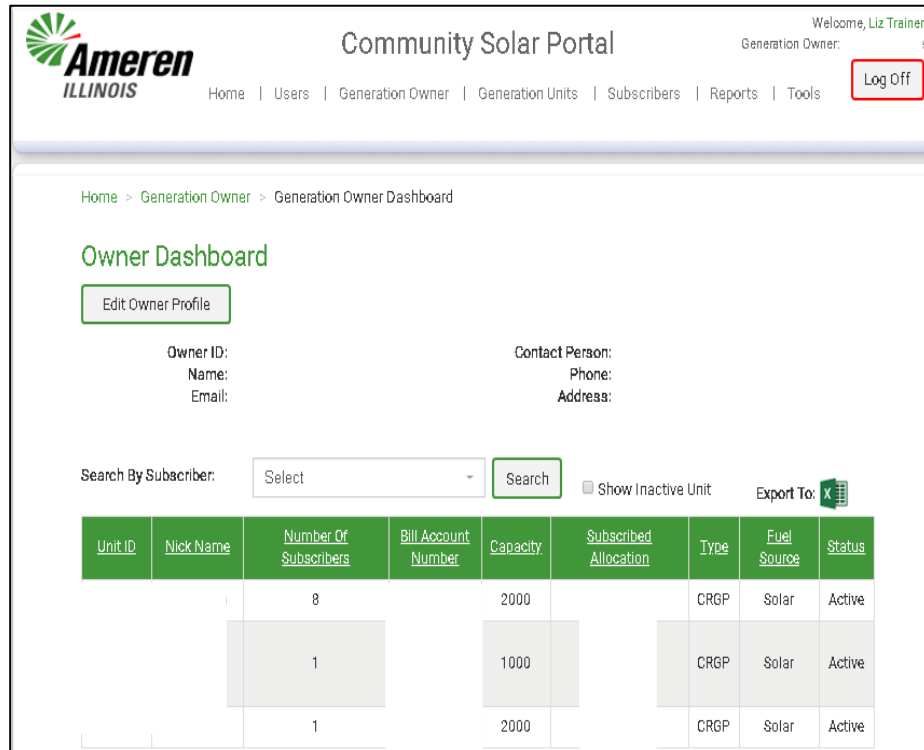
- ☒ Must be between 8-20 characters long
- ☒ Must include a number and a letter
- ☒ Must also contain at least one special characters (e.g. "?#\$@%")
- ☒ Must not contain repeating characters (e.g. 'abba')
- ☒ Must not contain words from a common password list

Copyright©2018 - Ameren Service [Contact Us](#) | [Legal & Privacy Statements](#)

After setting a permanent password and secret question and answer, select “Submit”. The default landing page for users is the Owner Dashboard.

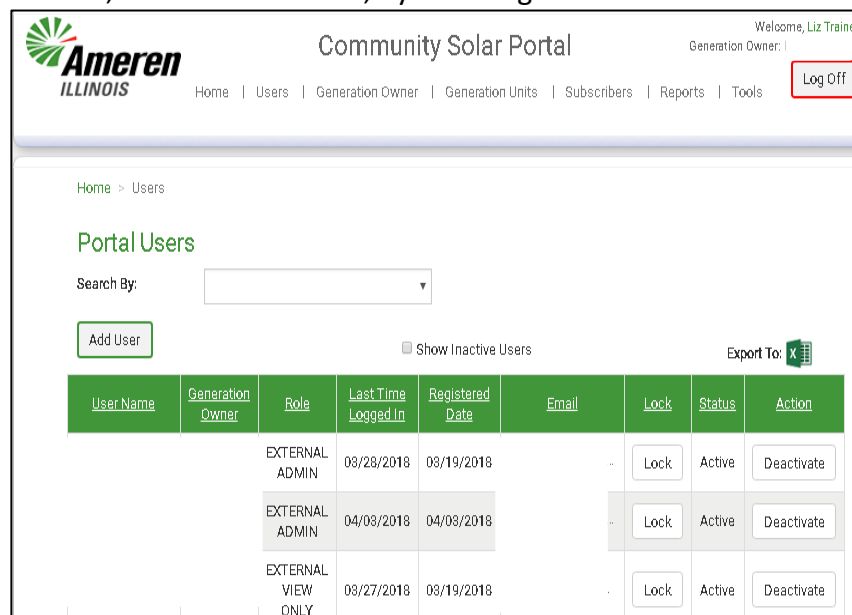
Owner Dashboard

“Generation Owner Dashboard”, contains specific data that the External Administrator can gain access to including generation units, subscriptions, and users.



Unit ID	Nick Name	Number Of Subscribers	Bill Account Number	Capacity	Subscribed Allocation	Type	Fuel Source	Status
		8		2000		CRGP	Solar	Active
		1		1000		CRGP	Solar	Active
		1		2000		CRGP	Solar	Active

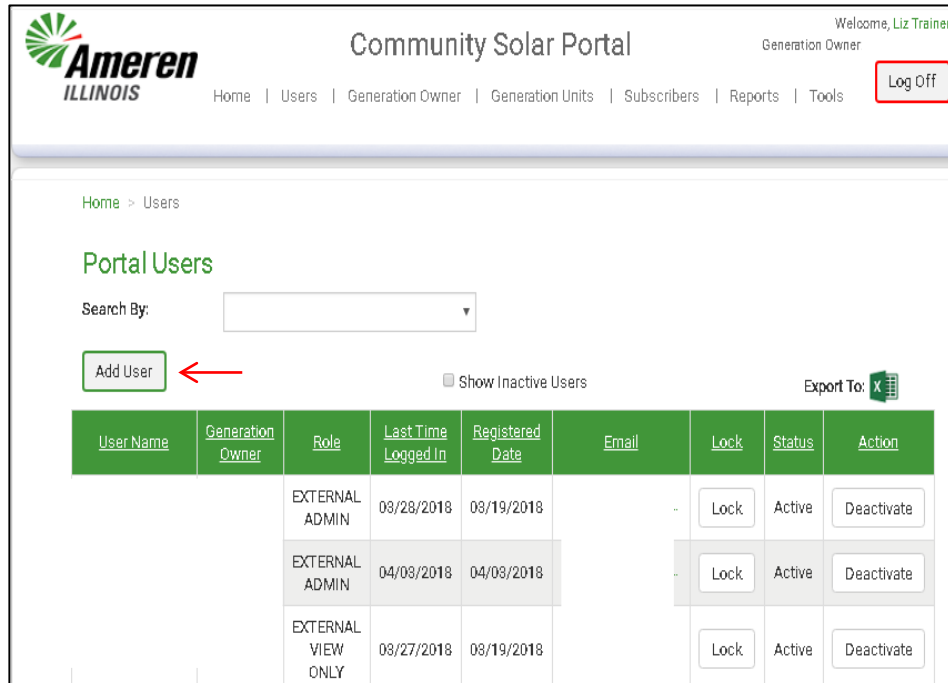
To review, add, edit, or deactivate users from the Community Solar Portal, select “Users” from the menu at the top of the Dashboard. A list of active users and the level of access given will display on the Portal Users page. This window also provides the administrator the ability to see all users, active and inactive, by selecting the check box.



User Name	Generation Owner	Role	Last Time Logged In	Registered Date	Email	Lock	Status	Action
EXTERNAL ADMIN			03/28/2018	03/19/2018	...	Lock	Active	Deactivate
EXTERNAL ADMIN			04/03/2018	04/03/2018	...	Lock	Active	Deactivate
EXTERNAL VIEW ONLY			03/27/2018	03/19/2018	...	Lock	Active	Deactivate

Add Users

To add users, simply click the button "Add User".



Community Solar Portal

Welcome, Liz Trainer
Generation Owner



Home | Users | Generation Owner | Generation Units | Subscribers | Reports | Tools

Log Off

Home > Users

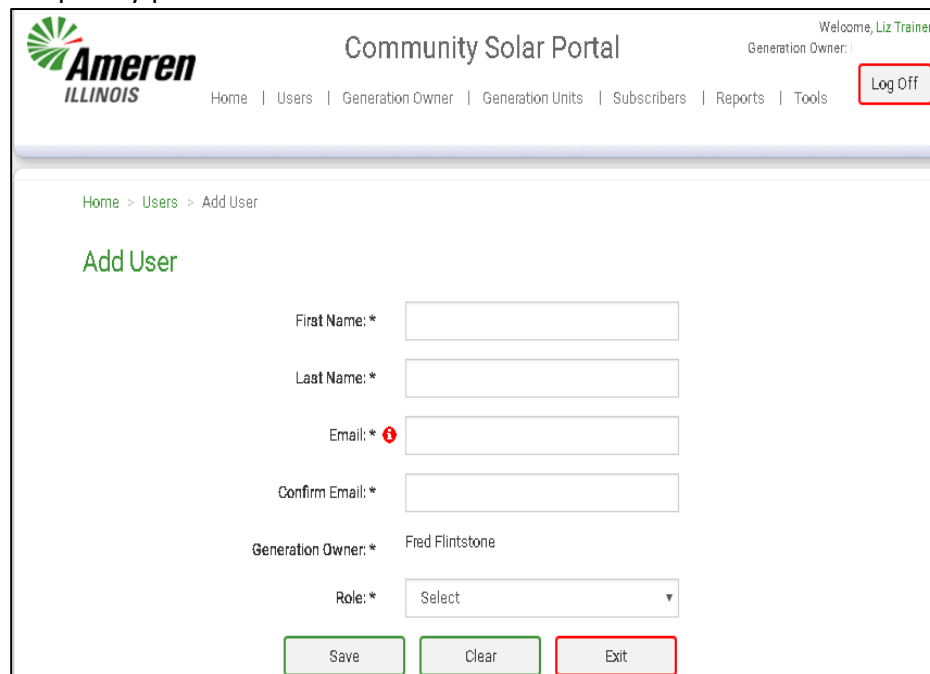
Portal Users

Search By:

Add User  ☐ Show Inactive Users Export To: 

User Name	Generation Owner	Role	Last Time Logged In	Registered Date	Email	Lock	Status	Action
		EXTERNAL ADMIN	03/28/2018	03/19/2018	..	Lock	Active	Deactivate
		EXTERNAL ADMIN	04/03/2018	04/03/2018	..	Lock	Active	Deactivate
		EXTERNAL VIEW ONLY	03/27/2018	03/19/2018		Lock	Active	Deactivate

The External Administrator will receive the window below and will need to complete the required fields, indicated with an asterisk. Select "Save". The user will receive an email advising that access was granted to the Community Solar (Aggregated Net Metering) Portal with their temporary password.



Community Solar Portal

Welcome, Liz Trainer
Generation Owner

Home | Users | Generation Owner | Generation Units | Subscribers | Reports | Tools


Log Off

Home > Users > Add User

Add User

First Name: *

Last Name: *

Email: * 

Confirm Email: *

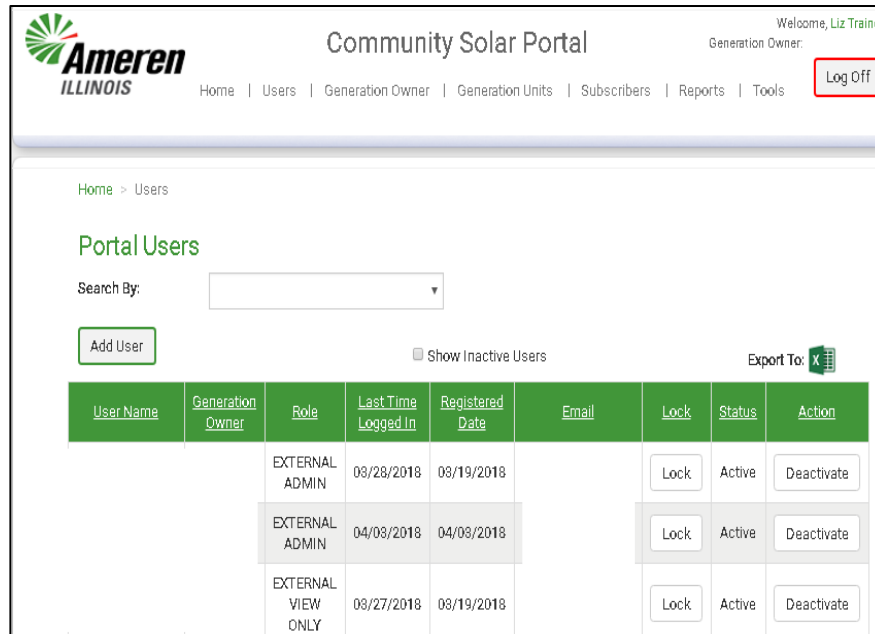
Generation Owner: * Fred Flintstone

Role: *

Save Clear Exit

Deactivate Users

To remove users, simply click the button "Deactivate" from the Portal Users page.



Community Solar Portal

Welcome, Liz Trainer
Generation Owner: [Log Off]

Home | Users | Generation Owner | Generation Units | Subscribers | Reports | Tools

Home > Users

Portal Users

Search By: [Dropdown]

Add User

Show Inactive Users

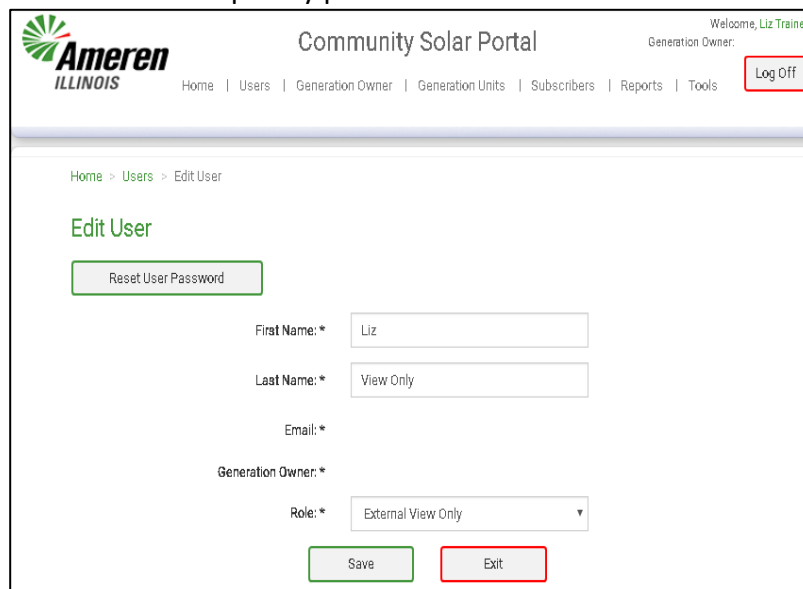
Export To: [XLS]

User Name	Generation Owner	Role	Last Time Logged In	Registered Date	Email	Lock	Status	Action
		EXTERNAL ADMIN	08/28/2018	08/19/2018		Lock	Active	Deactivate
		EXTERNAL ADMIN	04/03/2018	04/03/2018		Lock	Active	Deactivate
		EXTERNAL VIEW ONLY	08/27/2018	08/19/2018		Lock	Active	Deactivate

Edit User or Reset User Password

To edit users, simply click the Users Name to display the "Edit User" page.

The External Administrator will receive the window below and can then update the first and/or last name or select the "Reset User Password" button for External View Only users only. If the External Administrator is editing the user name, to ensure the update is complete, select "Save". If the "Reset User Password" button is selected, the user will receive an email with a new temporary password.



Community Solar Portal

Welcome, Liz Trainer
Generation Owner: [Log Off]

Home | Users | Generation Owner | Generation Units | Subscribers | Reports | Tools

Home > Users > Edit User

Edit User

Reset User Password

First Name: * [Liz]

Last Name: * [View Only]

Email: *

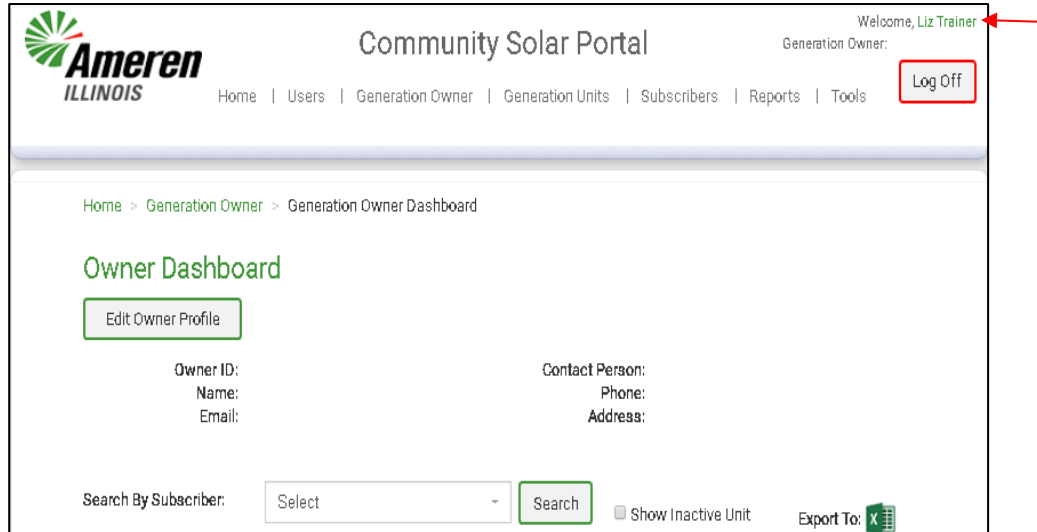
Generation Owner: *

Role: * [External View Only]

Save Exit

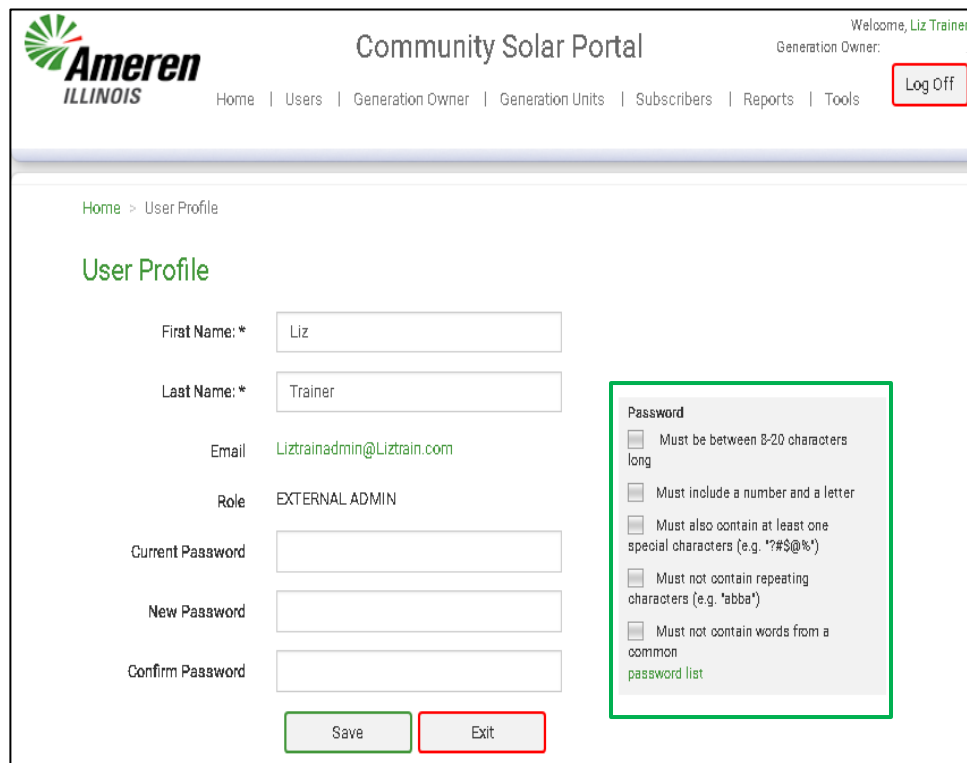
User Profile

To view the "User Profile", select the link located to the right of the "Welcome", directly above the "Log Out" button.



The screenshot shows the 'Community Solar Portal' interface. In the top right corner, the text 'Welcome, Liz Trainer' is displayed, with a red arrow pointing to the 'Liz Trainer' link. Below this text is a 'Log Off' button. The main content area shows the 'Owner Dashboard' with an 'Edit Owner Profile' button. The dashboard also displays fields for Owner ID, Name, Email, Contact Person, Phone, and Address. At the bottom, there is a search bar and an 'Export To: X' button.

This allows the user currently signed into the Community Solar (Aggregated Net Metering) Portal to make corrections to their First/Last Name and password.



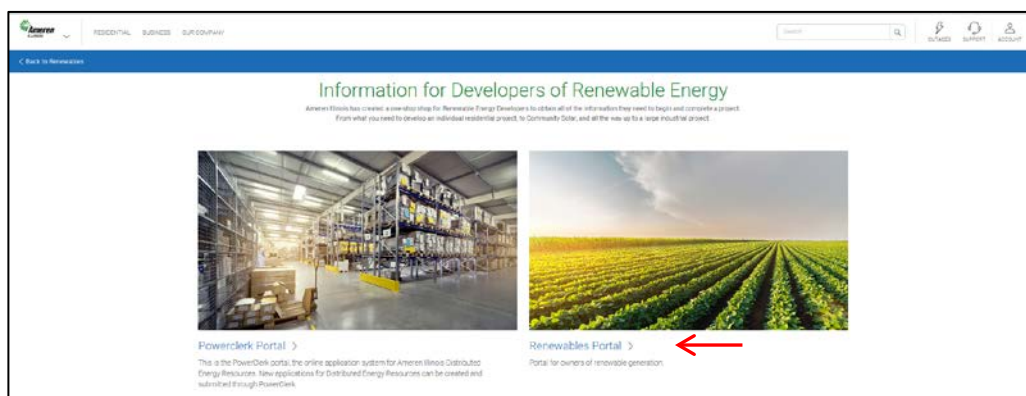
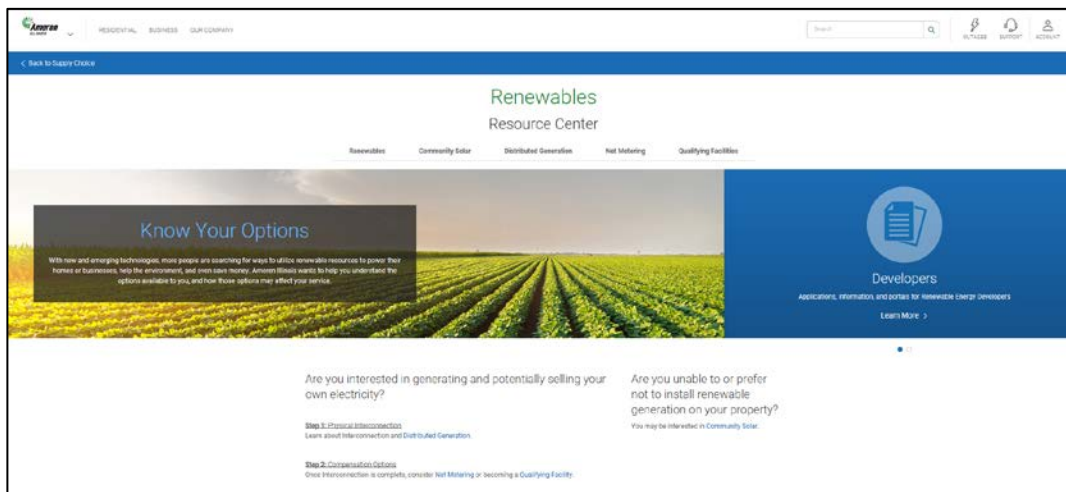
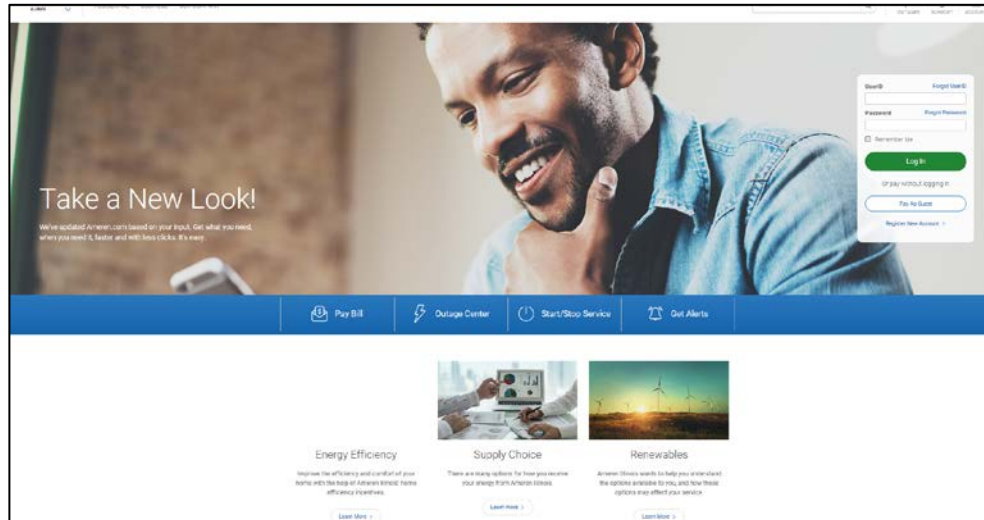
The screenshot shows the 'User Profile' page. The form includes fields for First Name (*), Last Name (*), Email, Role, Current Password, New Password, and Confirm Password. A green box highlights the password requirements section on the right side of the form, which lists the following rules:

- ☐ Must be between 8-20 characters long
- ☐ Must include a number and a letter
- ☐ Must also contain at least one special characters (e.g. "?!#\$%&*")
- ☐ Must not contain repeating characters (e.g. "abba")
- ☐ Must not contain words from a common password list

At the bottom of the form, there are 'Save' and 'Exit' buttons.

Forgot Password

Once you have selected the Developer Resources link (steps begin on page 2), users can select the Portal Login page by selecting the Community Solar Portal Link. (Shown below with a red arrow)





Log in and User Guide Renewables Portal

Select the "Forgot your Password?"

Ameren
ILLINOIS
FOCUSED ENERGY. For life.

Renewables Portal

Log In

Email Address: *

Password: *

[Forgot your password?](#) ←

By using the Website, you signify your assent to these terms and conditions. If you do not agree with any part of the following terms and conditions, you must not use the Website. **All content is subject to Ameren Review and only Generation Owners can access this site, Subscribers to Renewables should not have access.**

[Legal & Privacy Statements](#)

Copyright©2019 - Ameren Service [Legal & Privacy Statements](#)

Enter your email address used during registration and select "Verify".

Ameren
ILLINOIS
FOCUSED ENERGY. For life.

Renewables Portal

Recover Your Account

We will send an email along with instructions to the email address provided during registration. Please follow the instructions to reset your password.

Please enter the email address you used when you registered for the site.

←

As long as the email address is valid, users will receive an email with a link to the "Recover Your Account" page. If the email address is not valid, you will not receive an email to complete the password reset.

Ameren
ILLINOIS
FOCUSED ENERGY. For life.


Renewables Portal

Recover Your Account

If you completed your User Profile, and email will be sent to your email address. You should receive an email within the next 10 minutes. Please check your email account, if you are not able to locate the email, check the email Spam folder prior to restarting the process. If unsuccessful please contact Ameren Illinois at renewablesillinois@ameren.com



Log in and User Guide Renewables Portal

[Log In to Your Account](#)

Need help with your password?


If you've forgotten your password, you may click the button below to reset it. For security reasons, this reset link will expire in 30 minutes.

[Reset Password](#)

Visit the [Ameren Illinois Community Solar Portal](#).


If you have any questions, please email RenewablesIllinois@ameren.com.

Thank you,
Ameren Illinois Distributed Energy Resources



You will need set a new password and provide the correct answer to the Secret Question.

Your password is case sensitive. Follow the guidelines provided, highlighted below, and set a new password. Select "Submit".



Renewables Portal

Reset Password

Please enter a new password and confirm, then provide the answer to your security question.

New Password: *

Confirm Password: *


Security Question: * City where your nearest sibling lives

Security Answer: *

[Submit](#)

Password

- ☐ Must be between 8-20 characters long
- ☐ Must include a number and a letter
- ☐ Must also contain at least one special characters (e.g. "?#\$@%")
- ☐ Must not contain repeating characters (e.g. "abba")
- ☐ Must not contain words from a common password list



Renewables Portal

Reset Password

Password Update Complete.

Contact Information

Staffing Hours:

Monday – Friday 7:00 am – 4:00 pm

Send your general inquiries to us by email.

Email:

RenewablesIllinois@ameren.com