

[ WHAT IS A ]

# KILOWATT HOUR



**W**  
[ WATT ]

IS A UNIT OF  
MEASURE FOR  
**ELECTRIC  
POWER**




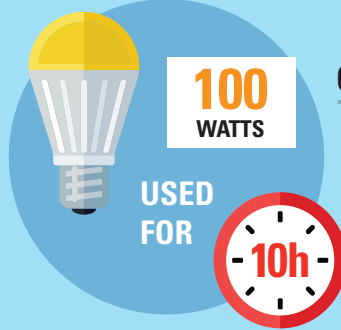
**kW**  
[ KILOWATT ]

IS **1,000  
WATTS**

**kWh**  
[ KILOWATT HOUR ]

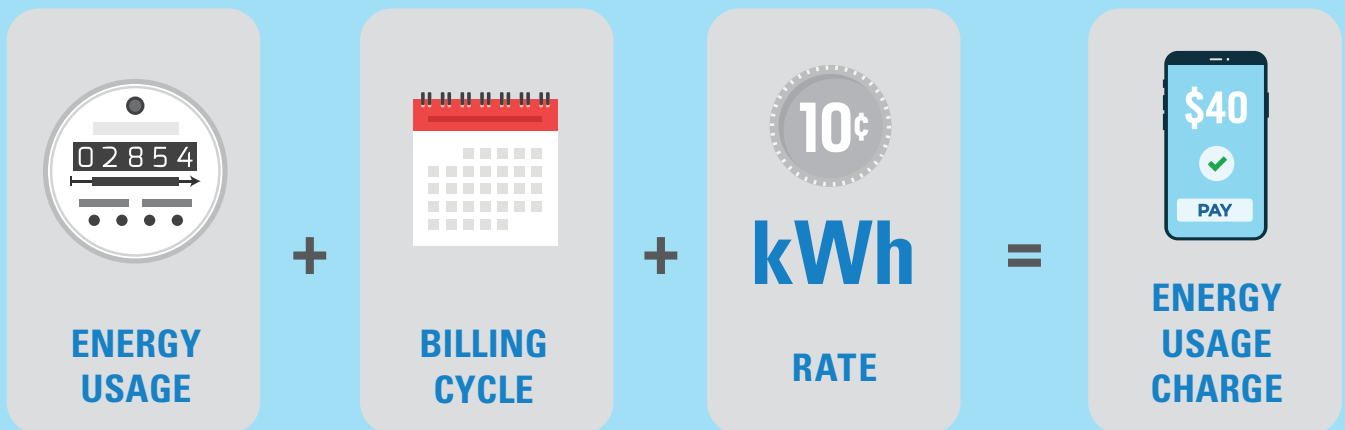
IS **1,000 WATTS**  
USED FOR **ONE HOUR**

[ EXAMPLES ]



**CUSTOMERS ARE CHARGED FOR ENERGY USE BY KILOWATT HOUR.**

[ EXAMPLE ]



IF YOU USE  
400 KWH

DURING A  
BILLING CYCLE

AND YOUR RATE IS  
10 CENTS/KWH

YOU WILL BE  
CHARGED \$40